

A002 60
A002S 60
A022 46
A088 119
A094 123
A095 120
A099 121
A100 64
A101 64
A108 64
A110 84
A117 46
A120 46
A122 45
A124 54
A125 90
A130 97
A160 73
A166 103
A170 71
A190 122
A191 124
A199 125
A200 115
A201 117
A205 115
A210 116
A225 118
A243 83
A244 83
A295 126
A296 127
A345 106
A350 104
A400 110
A402 111
A405 112
A412 113
A413 114
A510 74
A520 51
A530 97
A553 77
A554 77
A620 46
A720 55
A730 97
A777 64
A900 79
A901 79
A920 56
A921 56
A940 87
A941 87
A951 108
A952 108
A976 94
A977 94
A978 94
H853 16
H855 19
H858 22
H860 16-24
H858 16-24
R100 35
R120 26
R122 25
R123 25
R453 39
R454 39
R457 31
R458 31
R459 42
R510 37
R520 28
R950 13
R960 13

	Hydra Borrkrona	Hydra kruunu	Hydra Borkrona	Hydra Bor hoved
	Borrar, ikoner	Symbolit poraukseen	Bor, ikoner	Bore ikoner
	Dim. område	Halkaisija-alue	Dim. område	Dimension
	Hydra Borrkropp	Hydra runko	Hydra Borkropp	Hydra Boreholder
■	Förstahandsval	Paras valinta	Førstehåndsvalg	Perfekt
■	Andrahandsval	Hyvä valinta	Andrehåndsvalg	God
	Exempel 10 = Skärhastighet i meter/minut +/- 10%	Esimerkki 10 = Lastuamisnopeus, m/min +/- 10%	Eksempel 10 = skjærehastighet i meter/minutt +/- 10%	Eksempel 10 = Skærehastighed i meter/min. +/- 10%
	Material	Raaka-aine	Materiale	Materiale
	Standard	Standardi	Standard	Standard
	Djup	Syvyys	Dybde	Dybde
	Ytbehandling	Pinnoitteet	Overflatebehandling	Overfladebehandling
	Skaft	Varsi	Skaft	Skaft
	Rotationsriktning	Työstösuunta	Rotasjonsretning	Rotationsretning
	Kylning	Jäähdytys	Kjøling	Kølemiddel
	Dim. område	Halkaisija-alue	Dim. område	Dimension

AMG	Svensk	Suomi	Norsk	Dansk
1.1	Rena järn, mjuka stål	Puhdas rauta, pehmeät teräkset	Rent jern, myke stål	Rent jern, blødt stål
1.2	Konstruktionsstål	Rakenneteräkset, hiilletysteräkset	Konstruksjonsstål	Konstruktionsstål
1.3	Kolstål, låglegerade stål	Hiilli- ja niukkaesosteiset teräset	Kullstål, låglegert stål	Kulstofstål, lavt leg.stål
1.4	Legerade stål	Seostetut teräkset	Legert stål	Legeret stål
1.5	Legerade stål, verktygsstål / Seghärdningsstål	Seostetut teräkset työkalu- ja nuorrutusteräkset	Legert stål, verktøystål/Seigherdingsstål	Legeret stål/ Værktøjsstål, seghærdningsstål
1.6	Legerade stål, verktygsstål / Seghärdningsstål	Seostetut teräkset työkalu- ja nuorrutusteräkset	Legert stål, verktøystål/Seigherdingsstål	Legeret stål/ Værktøjsstål, seghærdningsstål
1.7	Legerade härdade stål	Seostetut teräkset, karkaistut teräkset	Legert herdet stål	Legeret stål, Hærdet
1.8	Legerade härdade stål, slitstål	Seostetut teräkset, karkaistut teräkset	Legert herdet stål	Legeret stål, Hærdet
2.1	Rostfria automatstål och verktygsstål	Aut. laadut, työkaluteräkset Cr>10%	Rustfritt automatstål	Rustfrit automatstål
2.2	Austenitiska	Austenittiset	Austenitiske	Austenitisk
2.3	Ferritaustenitiska (duplex), Martensitiska	Ferriiti + Austeniitti (Duplex), Ferriitismarten-siittiset	Ferritaustenitiske (duplex), Ferritiske, Martensitiske	Ferritisk+Austenitisk, Martensitisk
2.4	Utskiljningshärdade / Austenitiska	Erkautumiskarkenevat	Utskillingsherdet	Udskilningshærdet
3.1	Gråjärn	Harmaa valurauta	Gråjern	Gråjern
3.2	Gråjärn	Harmaa valurauta	Gråjern	Gråjern
3.3	Segjärn / Aducergods	Pallografiitti valurauta / Adusoitu valurauta	Seigjern Aducergods	Segjern/ Aducergods
3.4	Segjärn / Aducergods	Pallografiitti valurauta / Adusoitu valurauta	Seigjern Aducergods	Segjern/ Aducergods
4.1	Titan, ren	Titaani, seostamaton	Titan, ren	Titan, ren
4.2	Titanlegeringar	Titaani, seostattu	Titanlegeringer	Titanlegeringer
4.3	Titanlegeringar	Titaani, seostattu	Titanlegeringer	Titanlegeringer
5.1	Nickel, ren	Nikkeli, seostamaton	Nikkel, ren	Nikkel, ren
5.2	Nickellegeringar	Nikkeli, seostettu	Nikkel, legeringer	Nikkellegeringer
5.3	Nickellegeringar	Nikkeli, seostettu	Nikkel, legeringer	Nikkellegeringer
6.1	Koppar	Kupari	Kopper	Kobber
6.2	Mässing / Brons	ß-Messinki, pronssi	Messing/Bronse	Messing, Bronze
6.3	Mjuk mässing	α-Messinki, pehmeä	Myk messing	Blød messing
6.4	Cu-Al-Fe-Legeringar	Cu-Al-Fe seokset, lujat pronssit	Cu-Al-Fe-Legeringer	Cu-Al-Fe-legeringer
7.1	Ren aluminium, magnesium	Al, Mg, seostamaton	Ren aluminium, magnesium	Ren aluminium, magnesium
7.2	Al Legeringar, Si<0.5%	Al seostettu, Si<0.5%	Al legeringer, Si<0.5%	Al-legeringer, Si<0.5%
7.3	Al Legeringar, Si>0.5%<10%	Al seostettu, Si>0.5% <10%	Al legeringer, Si>0.5%<10%	Al-legeringer, Si>0.5%<10%
7.4	Al Legeringar, Si>10% Whisker förstärkta Al-och Mg- Legeringar	Al seostettu, Si>10% Whisker lujitetut, Al-seokset, Mg-seokset	Al legeringer, Si>10% Whisker forsterket Al-leg., Mg leg.	Al-legeringer, Si>10% Whisker-forstærket, Al-legeringer, Mg-legeringer
8.1	Mjuka plaster	Pehmeät muovit (Thermoplast)	Myk plast	Blød plast
8.2	Hårda plaster	Kovat muovit, Bakeliitti	Hard plast	Hårde plast
8.3	Armerade plaster	Lujitetut muovit	Armert plast	Armerede plastmaterialer
9.1	Cermets (metall-keramik)	Cermetit (metalli-keraamiset)	Cermets (metal-keramikk)	Cermets (metal-keramik)
10.1	Grafit	Standardi Grafiitti	Standard Grafitt	Standard grafit

DORMER

	R950			R960		
	HM	HM		140°		
	15/32" - 42.00	15/32" - 42.00	13.50 - 30.50	15/32" - 30.50	15/32" - 30.50	13.50 - 30.50
	H853	H855	H858	H853	H855	H858
	HSS	HSS	HSS	HSS	HSS	HSS
	DORMER	DORMER	DORMER	DORMER	DORMER	DORMER
	3XD	5XD	8XD	3XD	5XD	8XD
	DIN 6535HE	DIN 6535HE	DIN 6535HE	DIN 6535HE	DIN 6535HE	DIN 6535HE
	12.00 - 42.50	12.00 - 42.50	14.00 - 42.50	12.00 - 42.50	12.00 - 42.50	14.00 - 42.50

AMG	13, 16	13, 19	13, 22	13, 16	13, 19	13, 22	ISO
1.1	●110W	●110W	●100U	■110W	■110V	■100U	P 1
1.2	●100W	●100V	●90U	■100W	■100V	■90U	P 1
1.3	■100W	■100V	■90U				P 2
1.4	■85W	■85V	■75U				P 3
1.5	■85W	■85V	■75U				P 4
1.6	●60T	●60T	●60S				H 1
1.7							H 3
1.8							H 4
2.1				■60V	■50V	■45U	M 1
2.2				■50T	■50S	■40S	M 3
2.3				■40T	■40S	■35S	M 2
2.4	●35T	●35T	●30S	●35T	●35T	●30S	S 2
3.1				■120V	■114V	■106U	K 1
3.2				■116V	■108V	■100U	K 2
3.3	■88V	■85V	■80U	●88V	●85V	●80U	K 3
3.4	■88V	■85V	■80U	●88V	●85V	●80U	K 4
4.1				●45T	●45T	●35S	S 1
4.2				●35T	●35T	●30S	S 2
4.3				●30S	●30S	●25S	S 3
5.1				●35T	●35T	●30S	S 1
5.2				●30S	●30S	●25S	S 2
5.3				●25S	●25S	●20S	S 3
6.1							N 3
6.2							N 4
6.3							N 3
6.4							N 4
7.1							N 1
7.2							N 1
7.3							N 1
7.4							N 2
8.1							O
8.2							O
8.3							O
9.1							H
10.1							O

	Material	Raaka-aine	Materiale	Materiale
	Standard	Standardi	Standard	Standard
	Djup	Syvyys	Dybde	Dybde
	Spetsvinkel	Kärkikulma	Spissvinkel	Spids vinkel
	Ytbehandling	Pinnoitteet	Overflatebehandling	Overfladebehandling
	Skaft	Varsi	Skaft	Skaft
	Form	Muoto	Form	Form
	Rotationsriktning	Työstösuunta	Rotasjonsretning	Rotationsretning
	Kylning	Jäähdytys	Kjøling	Kølemiddel
	Försänknings°	Upotuskulma	Forsenkings°	Forsenkings°
■	Förstahandsval	Paras valinta	Førstehåndsvalg	Perfekt
■	Andrahandsval	Hyvä valinta	Andrehåndsvalg	God
	Exempel 10 = Skärhastighet i meter/minut +/- 10%	Esimerkki 10 = Lastuamisnopeus, m/min +/- 10%	Eksempel 10 = skjærehastighet i meter/minutt +/- 10%	Eksempel 10 = Skærehastighed i meter/min. +/- 10%
	Artikelnummer	Tuotteen koodi	Artikkel kode	Kode
	Dim. område	Halkaisija-alue	Dim. område	Dimension

AMG	Svensk	Suomi	Norsk	Dansk
1.1	Rena järn, mjuka stål	Puhdas rauta, pehmeät teräkset	Rent jern, myke stål	Rent jern, blødt stål
1.2	Konstruktionsstål	Rakenneteräset, hiilletysteräset	Konstruksjonsstål	Konstruktionsstål
1.3	Kolstål, låglegerade stål	Hiilli- ja niukkaesosteiset teräset	Kullstål, låglegert stål	Kulstofstål, lavt leg.stål
1.4	Legerade stål	Seostetut teräset	Legert stål	Legeret stål
1.5	Legerade stål, verktygsstål / Seghärdningsstål	Seostetut teräset työkalu- ja nuorrutusteräset	Legert stål, verktøystål/Seigherdingsstål	Legeret stål/ Værktøjsstål, seghærdningsstål
1.6	Legerade stål, verktygsstål / Seghärdningsstål	Seostetut teräset työkalu- ja nuorrutusteräset	Legert stål, verktøystål/Seigherdingsstål	Legeret stål/ Værktøjsstål, seghærdningsstål
1.7	Legerade härdade stål	Seostetut teräset, karkaistut teräset	Legert herdet stål	Legeret stål, Hærdet
1.8	Legerade härdade stål, slitstål	Seostetut teräset, karkaistut teräset	Legert herdet stål	Legeret stål, Hærdet
2.1	Rostfria automatstål och verktygsstål	Aut. laadut, työkaluteräset Cr>10%	Rustfritt automatstål	Rustfrit automatstål
2.2	Austenitiska	Austenittiset	Austenitiske	Austenitisk
2.3	Ferritaustenitiska (duplex), Martensitiska	Ferriiti + Austeniitti (Duplex), Ferriitismarten-siittiset	Ferritaustenitiske (duplex), Ferritiske, Martensitiske	Ferritisk+Austenitisk, Martensitisk
2.4	Utskiljningshärdade / Austenitiska	Erkautumiskarkenevat	Utskillingsherdet	Udskilningshærdet
3.1	Gråjärn	Harmaa valurauta	Gråjern	Gråjern
3.2	Gråjärn	Harmaa valurauta	Gråjern	Gråjern
3.3	Segjärn / Aducergods	Pallografiitti valurauta / Adusoitu valurauta	Seigjern Aducergods	Segjern/ Aducergods
3.4	Segjärn / Aducergods	Pallografiitti valurauta / Adusoitu valurauta	Seigjern Aducergods	Segjern/ Aducergods
4.1	Titan, ren	Titaani, seostamaton	Titan, ren	Titan, ren
4.2	Titanlegeringar	Titaani, seostattu	Titanlegeringer	Titanlegeringer
4.3	Titanlegeringar	Titaani, seostattu	Titanlegeringer	Titanlegeringer
5.1	Nickel, ren	Nikkeli, seostamaton	Nikkel, ren	Nikkel, ren
5.2	Nickellegeringar	Nikkeli, seostettu	Nikkel, legeringer	Nikkellegeringer
5.3	Nickellegeringar	Nikkeli, seostettu	Nikkel, legeringer	Nikkellegeringer
6.1	Koppar	Kupari	Kopper	Kobber
6.2	Mässing / Brons	ß-Messinki, pronssi	Messing/Bronse	Messing, Bronze
6.3	Mjuk mässing	α-Messinki, pehmeä	Myk messing	Blød messing
6.4	Cu-Al-Fe-Legeringar	Cu-Al-Fe seokset, lujat pronssit	Cu-Al-Fe-Legeringer	Cu-Al-Fe-legeringer
7.1	Ren aluminium, magnesium	Al, Mg, seostamaton	Ren aluminium, magnesium	Ren aluminium, magnesium
7.2	Al Legeringar, Si<0.5%	Al seostettu, Si<0.5%	Al legeringer, Si<0.5%	Al-legeringer, Si<0.5%
7.3	Al Legeringar, Si>0.5%<10%	Al seostettu, Si>0.5% <10%	Al legeringer, Si>0.5%<10%	Al-legeringer, Si>0.5%<10%
7.4	Al Legeringar, Si>10% Whisker förstärkta Al-och Mg- Legeringar	Al seostettu, Si>10% Whisker lujitetut, Al-seokset, Mg-seokset	Al legeringer, Si>10% Whisker forsterket Al-leg., Mg leg.	Al-legeringer, Si>10% Whisker-forstærket, Al-legeringer, Mg-legeringer
8.1	Mjuka plaster	Pehmeät muovit (Thermoplast)	Myk plast	Blød plast
8.2	Hårda plaster	Kovat muovit, Bakeliitti	Hard plast	Hårde plast
8.3	Armerade plaster	Lujitetut muovit	Armert plast	Armerede plastmaterialer
9.1	Cermets (metall-keramik)	Cermetit (metalli-keraamiset)	Cermets (metal-keramikk)	Cermets (metal-keramik)
10.1	Grafit	Standardi Grafiitti	Standard Grafitt	Standard grafit

DORMER

	R122	R123	R120	R520	R458	R457	R100	R510	R454	R453	R459	A122	A120	A022	A620	A117	A520	
	HM	HM	HM	HM	HM	HM	HM	HM	HM	HM	HM	HSS	HSS	HSS	HSS-E	HSS-E	HSS	
	DORMER	DORMER	DIN 6539	DIN 6539	DIN 6537 K	DIN 6537 K	DIN 338	DIN 338	DIN 6537 L	DIN 6537 L	DORMER	DIN 1897	DIN 1897	DIN ANSI	DIN 1897	DIN 1897	DIN 1897	
	1XD	1XD	2.5XD	2.5XD	3XD	3XD	4XD	4XD	5XD	5XD	8XD	1XD	2.5XD	2.5XD	2.5XD	2.5XD	2.5XD	
	120°	90°	120°	130°	140°	140°	120°	130°	140°	140°	140°	118°/120°	135°	135°	130°	135°	130°	
				TN	TiAlN	TiAlN		TN	TiAlN	TiAlN	TiAlN		ST	TN	Bronze	Bronze	TN	
					DIN 6535HA	DIN 6535HA			DIN 6535HA	DIN 6535HA	DIN 6535HA							
	N	N	N	N	N	N	N	N	N	N		N	N	N	N	N		
	5.00 - 20.00	5.00 - 20.00	1.00 - 12.00	3.00 - 16.50	3.00 - 20.00	3.00 - 20.00	1.00 - 14.00	3.00 - 14.25	3.00 - 20.00	3.00 - 20.00	3.00 - 16.00	6.00 - 20.00	0.50 - 25.00	0.50 - 16.00	2.50 - 13.00	1.00 - 13.00	3.00 - 13.00	
											NEW				NEW			
AMG	25	25	26	28	31	31	35	37	39	39	42	45	46	46	46	46	51	ISO
1.1	■85S	■85S	●85S	■100X	■125W	■125W	●85S	■100W	■125V	■125V	■135V	■35E	■35J	■35K	●38K	●38K	■57M	P 1
1.2	■75S	■75S	●75S	■90X	■110W	■115W	●75S	■90W	■110V	■115V	■120V	■30E	■30J	■32K	●33H	●33H	■47M	P 1
1.3	■75S	■75S	●75S	■90X	■90W	■110W	●75S	■90W	■90V	■110V	■110U	■27C	■27G	■25I	●30G	●30G	■40K	P 2
1.4	■70S	■70S	●70S	■80X	■80V	■95V	●70S	■80W	■80V	■95V	■100U	●21C	■21G	■23H	●27G	●27G	■32I	P 3
1.5	■45S	■45S	●45S	■55X	■60V	■75V	●45S	■55V	■60V	■75V	■80U	●14C	●14F	■16G	●18F	■18F	■21G	P 4
1.6	■45S	■45S	●45S	■45W	■50U	■65U	●45S	■45V	■50U	■65U	■55T	●10B	●10E	●10E	●11E	■11E	●11E	H 1
1.7	■30S	■30S	●30S	●35U	■30U	■30U	●30S	●35T	■30U	■30U								H 3
1.8	■30S	■30S	●30S	●30T	■25U	■25U	●30S	●30S	■25U	■25U								H 4
2.1	■53S	■53S		●50W	■45U	■55V		●50V	■45U	■55V	■75V	●16C	■16F	■15G	■22F	■22F	■30I	M 1
2.2	■45S	■45S			■40T	■35V			■40T	■35V	■35V	●9D	●9H	●8I	■11H	■11H	■16I	M 3
2.3					■35T	■30U			■35T	●30U	●30U	●10B	●10D	●9E	■15D	■15D	■20G	M 2
2.4					●35T				●35T	●30U								S 2
3.1	■75T	■75T	●75U	■90Y	■90W	■110W	●75T	■90X	■90W	■110W	■120W	●32E	■32J	■32K	●34K	●34K	■48M	K 1
3.2	■75T	■75T	●75U	■90Y	■90W	■110W	●75T	■90X	■90W	■110W	■120W	●27C	■27G	■25I	●30F	●30F	■37K	K 2
3.3	■55T	■55T	●55U	■65X	■70V	■80V	●55T	■65W	■70V	■80V	■80V	●20C	■20F	■20G	●22F	●22F	■30J	K 3
3.4	■55T	■55T	●55U	■65X	■70V	■80V	●55T	■65W	■70V	■80V	■80V	●16B	●16F	●16G	●17F	■17F	■26F	K 4
4.1	■45T	■45T	■45T	●60W	●50U	■55V		●45V	●50U	■55V		●27C	■27G	●25I	●30G	■30G	■34I	S 1
4.2	■35T	■35T	●35T	●45V	●40U	■45V			●40U	■45V		●12B	●16E	●14F	●18F	■18F	■20G	S 2
4.3	■25S	■25S	●25T	●35U	●35T	■40U			●35T	■40U		●7A	●8C	●8C	●10C	■10C	●4B	S 3
5.1	■45T	■45T	■40U	■50W				●50V				●13D	●13H	●13H	●15H	■15H	●17I	S 1
5.2	■30S	■30S	●30T									●8C	●8F	●8F	●9F	■9F	●11G	S 2
5.3	■20S	■20S	●20T									●4A	●4B	●4B	●6C	■6C	●7E	S 3
6.1	■275V	■275V	■275W		■100V	■125W			■100V	■125W	●125V	■27D	●36H	●36H	●38I	●38I	●40E	N 3
6.2	■250V	■250V	●275W		■200V	■220W	■250V		■200V	■220W	●220V	■33E	●38J	●38K	●40K	●40K	■50I	N 4
6.3	■250V	■250V	●275W		■200V	■220W	■250V		■200V	■220W	●220V	■27D	●27I	●27I	●27J	●27J	■45K	N 3
6.4	■70T	■70T	●70U		●80U	■100V			●80U	■100V	●100U	■16D	●16H	●16I	●16I	●16I	●20F	N 4
7.1	■200V	■200V	■200W	■225Z	■225W	■250W	●200V	■225Y	■225W	■250W	●285W	■33E	●33K	■40F	●40K	●35K	●55I	N 1
7.2	■200V	■200V	●200W	■225Z	■225W	■250W	●200V	■225Y	■225W	■250W	■285W	■30E	●30J	■32K	●35J	●33J	■50M	N 1
7.3	■112V	■112V	●112W	■150Y	■180V	■200V	●112V	■150X	■180V	■200V	■190V	●30D	●30I	■32J	●32I	●31I	■37K	N 1
7.4	■60V	■60V	●60W	■65Y	■120V	■150V	●60V	■65X	■120V	■150V	■95V	●25D	●25I	●25J	●30G	●30G	■35I	N 2
8.1	■60X	■60X	■60U	■75Z			■60X	■75X				●30F	●30K	●30K	●40L	●35M	●65G	O
8.2	■100V	■100V	■100U	■115V			■100V	■115V				●35E	●35I	●35I	●32K	●28K	■50G	O
8.3												●17D	●17G	●17G	●18I	●17I	■35F	O
9.1												●12A	●4C	●4C		■6C		H
10.1																		O

DORMER

	A124	A720	A920	A921	A002	A002S	A100	A101	A108	A777	A170	A160	A510	A553	A554	A900	A901	
	HSS HM	HSS-E	HSS-E	HSS-E	HSS	HSS	HSS	HSS	HSS	HSS-E	HSS	HSS HM	HSS	HSS-E	HSS-E	HSS-E	HSS-E	
	DIN 8037	DIN 1899	DIN ANSI	DIN ANSI	DIN 338	DIN 338	DIN 338	DIN 338	DIN 338	DIN 338	DORMER	DIN 338	DIN 338	DORMER	DORMER	DIN ANSI	DIN ANSI	
	2.5XD	2.5XD	3XD	3XD	4XD	4XD	4XD	4XD	4XD	4XD	4XD	4XD	4XD	5XD	5XD	6XD	6XD	
	118°	118°	130°	130°	118°	118°	118°	118°	135°	135°	118°	118°	130°	130°	130°	130°	130°	
	ST			Alcrona Top	TiN	TiN	ST	ST	ST	Bronze	ST	ST	TiN	TiAlN Top	TiAlN Top		Alcrona Top	
														DIN 6535HA	DIN 6535HE			
	H	N	W	W	N	N	N	N	W	N	N	N				W	W	
AMG	54	55	56	56	60	60	64	64	64	64	71	73	74	77	77	79	79	ISO
1.1		■35A	■40J	■60M	■47J	■47J	■35H	■35H	●35I	●35J	●35H	●60E	■57M	■85L	■85L	■38H	■60J	P 1
1.2		■30A	■34J	■52M	■40J	■40J	■30H	■30H	●30I	●30H	●30H	●60E	■47M	■70L	■70L	■33H	■50J	P 1
1.3		■27A	■32I	■53J	■35F	■35F	■25F	■25F	●25G	●27G	●25F	●55D	■40K	■60L	■60L	■26H	■44I	P 2
1.4		■23A	■32I	■53J	■30F	■30F	■20F	■20F	●20F	●24F	●20E	●50D	■30H	■45H	■45H	■26H	■44I	P 3
1.5	●40C	●17A	■23E	■38G	●18F	●18F	●13E	●13E	●13E	■17E	●13D	●40C	■21F	■28F	■28F	■21E	■33G	P 4
1.6	●37A	●10A	■19E	■30G	●10E	●10E	●9D	●9D	●9D	■10D	●9C	●37A	●11D	■15D	■15D	■16E	■26G	H 1
1.7																		H 3
1.8																		H 4
2.1		●22A	■15F	■17F	●20F	●20F	●15E	●15E	●15E	●22E	●15D	●40B	■28G	■40G	■40G	■15E	■17E	M 1
2.2	●35C	●10A	■7F	■9F	●12G	●12G	●8G	●8G	■9G	●11G	●7F	●35C	■14I	■19I	■19I	■7E	■9E	M 3
2.3	●35C	●15A	■9D	■11D	●16C	●16C	●9C	●9C	■10D	●15C	●7B	●35A	●19G	●27G	●27G	■9C	■11C	M 2
2.4																		S 2
3.1	■55C	■30A	●34L	■53L	■40J	■40J	■30H	■30H	■30H	●35H	●27H	■50C	■42K	■70K	■70K	●24J	■58I	K 1
3.2	■43C	■24A	●26L	■42L	■30E	■30E	■24F	■24F	●24F	●28D	●22E	■40A	■32J	■50J	■50J	●19J	■47I	K 2
3.3	■40C	●20A	●26L	■42L	●28E	●28E	●20E	●20E	●20E	●22E	●19D	■35A	■28J	■45J	■45J	●19J	■34J	K 3
3.4	■32A	●14A	●19J	■36J	●26E	●26E	●14E	●14E	●14E	■17E	●12D	■30A	■25F	■42F	■42F	●14I	■28I	K 4
4.1	●40A	●23A	■30G	●48I	●23F	●23F	●23E	●23E	■25G	■28F	●17E	●35A	●32G	■45G	■45G	■22E	●35G	S 1
4.2	●35A	●17A	■18G	●29I	●13D	●13D	●12D	●12D	■16E	■20D	●9C	●35A	●20H	●30E	●30E	■15E	●24G	S 2
4.3	●25A	●8A	■10C	●16E	●7B	●7B	●6B	●6B	●7B	■11C	●5A	●25A	●4B	●8C	●8C	■6C	●10E	S 3
5.1	●30A	●10A	■15I	●24L	●13G	●13G	●10G	●10G	●12G	●15G	●8F	●30A	●17I	●25I	●25I	■14G	●22I	S 1
5.2	●25A	●7A	■9G	●14I	●7E	●7E	●6E	●6E	●7G	■7E	●4D	●25A	●9E	●15E	●15E	■7G	●11I	S 2
5.3	●20A	●4A	■6E	●10G	●3A	●3A	●3A	●3A	●6E	●6B	●3A	●20A	●6E	●10G	●10G	■6C	●10E	S 3
6.1		●35A	●65H		●50G	●50G	●33G	●33G	●33G	●38H	●35F	●55D	●40D	●70G	●70G	●65G		N 3
6.2	●70G	●40A	●66J		●33I	●33I	●35I	●35I	●35I	●40F	●33H	●70G	●50I	●85I	●85I	●53I		N 4
6.3	●60E	●35A	●40J	●71J	●39H	●39H	●27H	●27H	●31H	●27H	●27G	●60C	●45I	●80I	●80I	●34H	●56I	N 3
6.4	●50C	●27A	●31G	●50I	●30G	●30G	●16G	●16G	●16G	●21F	●16F	●50C	●20F	●35G	●35G	●30G	●48I	N 4
7.1		●35A	●75L		■41K	■41K	●33J	●33J	●33J	●33J	●33I	●50I	●50G	●70H	●70H	●60J		N 1
7.2		●30A	■45N		■38J	■38J	●30I	●30I	●30I	●30I	●30H	●45H	●50M	■100M	■100M	■45N		N 1
7.3		●27A	●40N		●33I	●33I	●27H	●27H	●27H	●30H	●27G	●40G	■31I	●55I	●55I	●40N		N 1
7.4		●27A	●36J	■48J	●33I	●33I	●24F	●24F	●24F	●27F	●22G	●35F	■33I	●55J	●55J	●28I	■48I	N 2
8.1		●48A	●55J		■30I	■30I	●30J	●30J	●30J		●30I		■65G	■90G	■90G	●55I		O
8.2	●60E	●25A	●40H		■50H	■50H	●28H	●28H	●28H		●28G	●60E	■50G			●40G		O
8.3					●35F	●35F	●14F	●14F	●14F		●14E		■35F					O
9.1	●9C				●3B	●3B	●3B	●3B	●3B	●6C	●3A	●9C						H
10.1																		O

DORMER

	HSS	HSS	HSS	HSS-E	HSS-E	HSS	HSS-E	HSS-E	HSS-E	HSS	HSS	HSS-E	HSS HM	HSS	HSS	HSS
	NAS 907	NAS 907	DIN 340	DIN ANSI	DIN ANSI	BS 328	DIN 1869/1	DIN 1869/2	DIN 1869/3	DIN 345	DIN 345	DIN 345	DIN 345	DIN 341	DIN 1870/1	DIN 1870/1
	4XD	4XD	6XD	10XD	10XD	10XD	15XD	20XD	25XD	4XD	4XD	4XD	4XD	6XD	10XD	15XD
	135°	118°	118°	130°	130°	118°	130°	130°	130°	118°	118°	118°	118°	118°	118°	130°
			ST		Alcrona Top	ST				ST	TiN	Bronze	ST	ST	ST	ST
	N	N	N	W	W	N	W	W	W	N	N	N	N	N	N	W
	A243	A244	A110	A940	A941	A125	A976	A977	A978	A130	A530	A730	A166	A350	A345	A951
	3/32 - 1/4	1/8 - 1/4	0.50 - 1"	1.00 - 20.00	1.00 - 16.00	1.40 - 1"	1.50 - 14.00	1.50 - 14.00	3.00 - 10.00	2.00 - 100.00	8.50 - 40.00	10.00 - 32.00	10.00 - 33.00	5.00 - 50.00	8.00 - 50.00	10.00 - 30.00
AMG	83	83	84	87	87	90	94	94	94	97	97	97	103	104	106	108
1.1			●27G	■38F	■53G	■24E	●31C	●31B	●31A	■35I	■47I	●35J	●60E	■27I	■24G	■27G
1.2			●25G	■33F	■46G	■22E	●26C	●26B	●26A	■30I	■40I	●30H	●60E	■25I	■22G	■22G
1.3	●25F	●25F	●20E	■22G	■36G	●16C	■22C	■22B	■22A	■25F	■30F	●27G	●55D	●20G	●17E	■19E
1.4	●20F	●20F	●16E	■22G	■36G	●15C	■22C	■22B	■22A	■20F	■27F	●23F	●50D	●16F	●15D	●15D
1.5	■13E	■13E	●9D	■17C	■23D	●6A	■12A	■12A	■12A	●12E	●20E	■17E	●40C	●10E	●6C	●8C
1.6	■9D	■9D	●6B	■12C	■17D	●5A	■10A	■10A	■10A	●9D	●10D	■10D	●37A	●6D	●5B	●6B
1.7																
1.8																
2.1	●15E	●15E	●10D	■15C	■17C	●9C	●12B	●12B	●12A	●15E	●24E	●24E	●40B	●13E	●12C	●12C
2.2	■8G	■8G	●6F	■7E	■9E	●4E	●7C	●7B	●7A	●9G	●13G	■11G	●35C	●4G	●4E	●6E
2.3	■9C	■9C	●4B	■9B	■11B	●8A	●8A	●8A	●8A	●10C	●20C	■17C	●35A	●8C	●8A	●12A
2.4																
3.1	●30I	●30I	●28H		■36I	●22G				■30I	●36I	●35J	■50C	●26I	●22G	●22G
3.2	●24F	●24F	●21E	●16I	■30I	●18D	●23C	●23B	●23A	■24E	●28E	●28G	■40C	●20F	●18D	●16D
3.3	●20E	●20E	●15D	●16I	■30I	●13C	●16C	●16B	●16A	●20E	■27E	●22E	■35C	●18E	●13C	●13C
3.4	■14E	■14E	●13D	●12H	■24H	●9C	●11A	●11A	●11A	●14E	●22E	■17E	■30A	●11E	●9C	●9C
4.1	■23F	■23F	●17E	■18E	●25F	●11D	●15C	●15B	●15A	●23F	●32F	●28G	●35A	●16F	●15D	●18D
4.2	■12D	■12D	●9C	■13C	●18D	●9B	●11A	●11A	●11A	●13D	●18D	●20D	●35A	●9D	●9B	●10B
4.3	■6B	■6B	●4A	■6C	●8D	●5A	●5A	●5A	●5A	●7B	●13B	●11C	●25A	●5B	●5A	●6A
5.1	■10G	■10G	●8F			●5E				●10G	●13G	●15G	●30A	●8G	●8E	●7E
5.2	●6E	●6E	●4D			●4C				●7E	●6E	●7E	●25A	●4E	●4C	●5C
5.3	●3A	●3A	●3A			●3A				●4A	●3A	●6B	●20A	●3A	●3A	●3A
6.1			●30E	●65F		●24D				●33F	●60G	●38L	●55D	●33F	●27D	●22D
6.2			●32H	●70F		●33G				●35I	●55I	●40J	●75G	●35I	●33G	●33G
6.3	●27H	●27H	●27G	●34G	●48H	●22F	●30D	●30C	●30B	●35H	■40G	●27H	●60C	●35H	●27F	●22F
6.4	■16G	■16G	●16E	●30G	●42H	●16D	●27D	●27C	●27B	●16F	●35E	●21F	●50C	●16F	●16D	●16D
7.1			●32I	●53H		●24H				●26J	●55I	●33J	●50I	●33J	●33H	●30H
7.2			●27H	■45N		●22G				●30I	●45I	●30I	●45H	●25I	●27G	●27G
7.3			●27G	●40N		●22F				●28H	●35G	●30H	●40G	●27H	●27F	●24F
7.4	■24F	■24F	●25E	●30G	■42H	●20E	●27D	●27C	●27B	●23H	●28G	●27F	●35F	●25H	●24F	●22F
8.1			●35I	●55H		●30H				●30K	●50J	●35K		●35L	●30J	●30J
8.2			●26G	●40F		●26F				●28J	●50H	●28J	●60E	●26J	●30H	●30H
8.3			●12E			●10D				●14H	●35F	●20H		●12H	●10F	●10F
9.1	●3B	●3B	●3A			●3A				●3B	●3B	●5C	●9C	●3B	●3A	●3A
10.1																

ISO
P 1
P 1
P 2
P 3
P 4
H 1
H 3
H 4
M 1
M 3
M 2
S 2
K 1
K 2
K 3
K 4
S 1
S 2
S 3
S 1
S 2
S 3
N 3
N 4
N 3
N 4
N 1
N 1
N 1
N 2
O
O
O
H
O

	HSS	HSS	HSS	HSS	HSS	HSS	HSS	HSS	HSS	HSS	HSS			
	DIN 1870/2	DIN 8374	DIN 8376	DIN 8377	DORMER	DORMER	DIN 333A	DIN 333A	DIN 333R	DORMER	BS 328			
	20XD	4XD	4XD	4XD	2.5XD	2.5XD	1XD	1XD	1XD	1XD	1XD			
	130°	118°	118°	118°	118°	118°	118°	118°	118°	122°	120°			
	ST	ST	ST	ST	ST	ST		TiN						
	W	N	N	N										
	A952	A400	A402	A405	A412	A413	A200	A205	A210	A201	A225	A088	A095	A099
	8.00 - 40.00	M3 - M10	M3 - M10	M6 - M18	M3 - M10	M3 - M10	0.50 - 12.50	1.00 - 5.00	0.50 - 10.00	0.63 - 6.00	3/64 - 5/16	Set	Set	Set

AMG	108	110	111	112	113	114	115	115	116	117	118	119	120	121	ISO
1.1	■27G	■32G	■32G	■32G	■32I	■32I	■35I	■42I	■35I	■35I	■35I				P 1
1.2	■22G	■27G	■27G	■27G	■27I	■27I	■30I	■36I	■30I	■30I	■30I				P 1
1.3	■19E	■22E	■22E	■22E	■22G	■22G	■25G	■30G	■25G	■25G	■25G				P 2
1.4	●15D	■20E	■20E	■20E	■20G	■20G	■20F	■24F	■20F	■20F	■20F				P 3
1.5	●8C	●10C	●10C	●10C	●10E	●10E	●13E	●16E	●13E	●13E	●13E				P 4
1.6	●6B	●6C	●6C	●6C	●6C	●6C	●9D	●11D	●9D	●9D	●9D				H 1
1.7															H 3
1.8															H 4
2.1	●12C	●16E	●16E	●16E	■16G	■16G	●15E	●18E	●15E	●15E	●15E				M 1
2.2	●6E	●9G	●9G	●9G	●9I	●9I	●8G	●10G	●8G	●8G	●8G				M 3
2.3	●12A	●12C	●12C	●12C	●12E	●12E	●10C	●12C	●10C	●10C	●10C				M 2
2.4															S 2
3.1	●22G	■30G	■30G	■30G	■30G	■30G	■30I	■36I	■30I	■30I	■30I				K 1
3.2	●16D	■25E	■25E	■25E	■25E	■25E	■24F	■29F	■24F	■24F	■24F				K 2
3.3	●13C	●19E	●19E	●19E	●19E	●19E	●20E	●24E	●20E	●20E	●20E				K 3
3.4	●9C	●18C	●18C	●18C	●18E	●18E	●14E	●17E	●14E	●14E	●14E				K 4
4.1	●18D	●23E	●23E	●23E	●27G	●27G	●24F	●29F	●24F	●24F	●24F				S 1
4.2	●10B	●14C	●14C	●14C	●16E	●16E	●13D	●16D	●13D	●13D	●13D				S 2
4.3	●6A	●8A	●8A	●8A	●8C	●8C	●7B	●8B	●7B	●7B	●7B				S 3
5.1	●7E	●10G	●10G	●10G	●13I	●13I	●10G	●12G	●10G	●10G	●10G				S 1
5.2	●5C	●6C	●6C	●6C	●8G	●8G	●5E	●6E	●5E	●5E	●5E				S 2
5.3	●3A	●4A	●4A	●4A	●4C	●4C	●4A	●5A	●4A	●4A	●4A				S 3
6.1	●22D	●35E	●35E	●35E	●35G	●35G	●35G	●42G	●35G	●35G	●35G				N 3
6.2	●33G	●40E	●40E	●40E	●40G	●40G	●33I	●40I	●33I	●33I	●33I				N 4
6.3	●22F	●32E	●32E	●32E	●32G	●32G	●27H	●32H	●27H	●27H	●27H				N 3
6.4	●16D	●20E	●20E	●20E	●20G	●20G	●16G	●19G	●16G	●16G	●16G				N 4
7.1	●30H	●45E	●45E	●45E	●45G	●45G	●33J	●40J	●33J	●33J	●33J				N 1
7.2	●27G	●32E	●32E	●32E	●32G	●32G	●30I	●36I	●30I	●30I	●30I				N 1
7.3	●24F	●32E	●32E	●32E	●27G	●27G	●27H	●32H	●27H	●27H	●27H				N 1
7.4	●22F	●25E	●25E	●25E	●25G	●25G	●22H	●26H	●22H	●22H	●22H				N 2
8.1	●30J	●30I	●30I	●30I	●30I	●30I	●30J	●36J	●30J	●30J	●30J				O
8.2	●30H						●28H	●34H	●28H	●28H	●28H				O
8.3	●10F						●14F	●17F	●14F	●14F	●14F				O
9.1	●3A						●3B	●4B	●3B	●3B	●3B				H
10.1															O

DORMER

	A190	A094	A191	A199	A295	A296	
	Set	Set	Set	Set	Set	Set	
		NEW					
AMG	122	123	124	125	126	127	ISO
1.1							P 1
1.2							P 1
1.3							P 2
1.4							P 3
1.5							P 4
1.6							H 1
1.7							H 3
1.8							H 4
2.1							M 1
2.2							M 3
2.3							M 2
2.4							S 2
3.1							K 1
3.2							K 2
3.3							K 3
3.4							K 4
4.1							S 1
4.2							S 2
4.3							S 3
5.1							S 1
5.2							S 2
5.3							S 3
6.1							N 3
6.2							N 4
6.3							N 3
6.4							N 4
7.1							N 1
7.2							N 1
7.3							N 1
7.4							N 2
8.1							O
8.2							O
8.3							O
9.1							H
10.1							O

HM | HSS HM | HSS | HSS-E

Ø(D)	1mm	2mm	3mm	4mm	5mm	6mm	8mm	10mm	12mm	15mm	16mm	20mm	25mm	30mm	40mm	50mm
A	0.012	0.023	0.029	0.032	0.036	0.042	0.054	0.062	0.069	0.082	0.086	0.110	0.125	0.135	0.155	0.175
B	0.014	0.028	0.037	0.041	0.046	0.053	0.067	0.080	0.090	0.103	0.108	0.135	0.153	0.165	0.188	0.208
C	0.015	0.032	0.044	0.050	0.056	0.064	0.080	0.098	0.110	0.125	0.130	0.160	0.180	0.195	0.220	0.240
D	0.016	0.038	0.053	0.060	0.068	0.078	0.098	0.119	0.130	0.149	0.155	0.188	0.210	0.228	0.253	0.275
E	0.017	0.043	0.062	0.071	0.080	0.092	0.115	0.140	0.150	0.173	0.180	0.215	0.240	0.260	0.285	0.310
F	0.018	0.050	0.073	0.084	0.095	0.109	0.138	0.165	0.178	0.202	0.210	0.248	0.275	0.295	0.320	0.343
G	0.019	0.056	0.084	0.096	0.109	0.126	0.160	0.190	0.205	0.231	0.240	0.280	0.310	0.330	0.355	0.375
H	0.020	0.066	0.102	0.116	0.130	0.150	0.190	0.228	0.243	0.271	0.280	0.320	0.355	0.375	0.398	0.418
I	0.021	0.076	0.119	0.134	0.150	0.173	0.220	0.265	0.280	0.310	0.320	0.360	0.400	0.420	0.440	0.460
J	0.024	0.084	0.135	0.152	0.170	0.197	0.250	0.298	0.315	0.349	0.360	0.405	0.445	0.465	0.485	0.503
K	0.026	0.092	0.150	0.170	0.190	0.220	0.280	0.330	0.350	0.388	0.400	0.450	0.490	0.510	0.530	0.545
L	0.028	0.101	0.165	0.186	0.208	0.240	0.305	0.360	0.385	0.419	0.430	0.485	0.525	0.545	0.568	0.588
M	0.030	0.110	0.180	0.202	0.225	0.260	0.330	0.390	0.420	0.450	0.460	0.520	0.560	0.580	0.605	0.630
N	0.032	0.119	0.195	0.218	0.242	0.280	0.355	0.420	0.455	0.481	0.490	0.555	0.595	0.615	0.642	0.672
S	0.008	0.014	0.020	0.025	0.030	0.037	0.050	0.080	0.100	0.123	0.130	0.150				
T	0.015	0.028	0.040	0.050	0.060	0.070	0.090	0.110	0.130	0.160	0.170	0.190				
U	0.026	0.048	0.070	0.080	0.090	0.107	0.140	0.170	0.200	0.223	0.230	0.240				
V	0.038	0.069	0.100	0.115	0.130	0.153	0.200	0.250	0.280	0.310	0.320	0.340				
W	0.049	0.089	0.130	0.150	0.170	0.200	0.260	0.330	0.380	0.418	0.430	0.450				
X	0.056	0.103	0.150	0.180	0.210	0.250	0.330	0.420	0.480	0.533	0.550	0.580				
Y	0.068	0.124	0.180	0.220	0.260	0.317	0.430	0.550	0.700	0.700	0.700	0.740				
Z	0.094	0.172	0.250	0.325	0.400	0.533	0.800	1.000	1.100	1.175	1.200	1.200				
	mm/REV ± 25%															

$$n = \frac{Vc \times 1000}{\pi \times D}$$

$$Vf = n \times fn$$

HM

Ø(D)	12mm	15mm	16mm	20mm	25mm	30mm	40mm
S	0.100	0.123	0.130	0.150	0.170	0.190	0.220
T	0.130	0.160	0.170	0.190	0.210	0.230	0.260
U	0.200	0.223	0.230	0.240	0.270	0.300	0.360
V	0.280	0.310	0.320	0.340	0.400	0.440	0.510
W	0.380	0.418	0.430	0.450	0.470	0.490	0.520
	mm/REV ± 25%						

DORMER

R950 HM DORMER 140° Ti-phon

R960 HM DORMER 140° Ti-phon

R950

- Hydra Borrkrona för Stål
- Hydra kruunu teräksiin
- Hydra Borkrona för Stål
- Hydra Bor hoved för stål

Fyra (4) skruvar och en (1) skruvmejsel medföljer varje borrkropp
Neljä (4) ruuvia ja yksi (1) avain sisältyy poran runkoon
Fire(4)skruer og en(1)skrutrekker er inkludert med en borkropp.
Fire (4) skruer og en(1) skruetrækker samme med boreholder

R960

- Hydra Borrkrona för Rostfritt Stål
- Hydra kruunu ruostumattomiin teräksiin
- Hydra Borkrona för Rostfritt stål
- Hydra Bor hoved för Rostfritt stål

Fyra (4) skruvar och en (1) skruvmejsel medföljer varje borrkropp
Neljä (4) ruuvia ja yksi (1) avain sisältyy poran runkoon
Fire(4)skruer og en(1)skrutrekker er inkludert med en borkropp.
Fire (4) skruer og en(1) skruetrækker samme med boreholder

R950	■	1.3	1.4	1.5	3.3	3.4				
	●	1.1	1.2	1.6	2.4					
R960	■	1.1	1.2	2.1	2.2	2.3	3.1	3.2		
	●	2.4	3.3	3.4	4.1	4.2	4.3	5.1	5.2	5.3

R950	R960
15/32 - 42.00	15/32 - 30.50

d_1 Øh7 Inch	d_1 Øh7 mm	d_1 decimal Inch	l_1 mm	R950	R960
15/32	11.91	0.4688	9.1	R95015/32	R96015/32
	12.00	0.4724	9.1	R95012.0	R96012.0
	12.10	0.4764	9.1	R95012.1	R96012.1
	12.20	0.4803	9.1	R95012.2	R96012.2
31/64	12.30	0.4844	9.1	R95031/64	R96031/64
	12.50	0.4921	9.4	R95012.5	R96012.5
	12.60	0.4961	9.4	R95012.6	R96012.6
1/2	12.70	0.5000	9.4	R9501/2	R9601/2
	12.80	0.5039	9.4	R95012.8	R96012.8
	12.90	0.5079	9.4	R95012.9	R96012.9
	13.00	0.5118	9.7	R95013.0	R96013.0
33/64	13.10	0.5156	9.7	R95033/64	R96033/64
	13.20	0.5197	9.7	R95013.2	R96013.2
17/32	13.49	0.5313	9.7	R95017/32	R96017/32
	13.50	0.5315	10.3	R95013.5	R96013.5
	13.60	0.5354	10.3	R95013.6	R96013.6
	13.70	0.5394	10.3	R95013.7	R96013.7
	13.80	0.5433	10.3	R95013.8	R96013.8
35/64	13.89	0.5469	10.3	R95035/64	R96035/64
	14.00	0.5512	10.3	R95014.0	R96014.0
	14.10	0.5551	10.3	R95014.1	R96014.1
	14.20	0.5591	10.3	R95014.2	R96014.2
9/16	14.29	0.5625	10.3	R9509/16	R9609/16
	14.50	0.5709	10.3	R95014.5	R96014.5
	14.60	0.5748	11.0	R95014.6	R96014.6
37/64	14.68	0.5781	11.0	R95037/64	R96037/64
	14.70	0.5787	11.0	R95014.7	R96014.7
	14.80	0.5827	11.0	R95014.8	R96014.8

d_1 Øh7 Inch	d_1 Øh7 mm	d_1 decimal Inch	l_1 mm	R950	R960
	15.00	0.5906	11.0	R95015.0	R96015.0
19/32	15.08	0.5938	11.0	R95019/32	R96019/32
	15.10	0.5945	11.0	R95015.1	R96015.1
	15.20	0.5984	11.0	R95015.2	R96015.2
39/64	15.48	0.6094	11.0	R95039/64	R96039/64
	15.50	0.6102	11.0	R95015.5	R96015.5
	15.60	0.6142	11.6	R95015.6	R96015.6
	15.70	0.6181	11.6	R95015.7	R96015.7
5/8	15.88	0.6250	11.6	R9505/8	R9605/8
	16.00	0.6299	11.6	R95016.0	R96016.0
	16.10	0.6339	11.6	R95016.1	R96016.1
	16.20	0.6378	11.6	R95016.2	R96016.2
41/64	16.27	0.6406	11.6	R95041/64	R96041/64
	16.50	0.6496	11.6	R95016.5	R96016.5
	16.60	0.6535	12.2	R95016.6	R96016.6
21/32	16.67	0.6563	12.2	R95021/32	R96021/32
	16.70	0.6575	12.2	R95016.7	R96016.7
	17.00	0.6693	12.2	R95017.0	R96017.0
43/64	17.07	0.6719	12.2	R95043/64	R96043/64
	17.10	0.6732	12.2	R95017.1	R96017.1
	17.20	0.6772	12.2	R95017.2	R96017.2
11/16	17.46	0.6875	12.2	R95011/16	R96011/16
	17.50	0.6890	12.2	R95017.5	R96017.5
	17.60	0.6929	12.9	R95017.6	R96017.6
	17.70	0.6969	12.9	R95017.7	R96017.7
45/64	17.86	0.7031	12.9	R95045/64	R96045/64
	18.00	0.7087	12.9	R95018.0	R96018.0
	18.10	0.7126	12.9	R95018.1	R96018.1
	18.20	0.7165	12.9	R95018.2	R96018.2
23/32	18.26	0.7188	12.9	R95023/32	R96023/32
	18.50	0.7283	12.9	R95018.5	R96018.5
	18.60	0.7323	13.5	R95018.6	R96018.6
47/64	18.65	0.7344	13.5	R95047/64	R96047/64
	18.70	0.7362	13.5	R95018.7	R96018.7
	18.90	0.7441	13.5	R95018.9	R96018.9
	19.00	0.7480	13.5	R95019.0	R96019.0
3/4	19.05	0.7500	13.5	R9503/4	R9603/4
	19.10	0.7520	13.5	R95019.1	R96019.1
	19.20	0.7559	13.5	R95019.2	R96019.2
	19.25	0.7579	13.5	R95019.25	R96019.25
49/64	19.45	0.7656	13.5	R95049/64	R96049/64
	19.50	0.7677	13.5	R95019.5	R96019.5
	19.60	0.7717	14.1	R95019.6	R96019.6
	19.70	0.7756	14.1	R95019.7	R96019.7
25/32	19.84	0.7813	14.1	R95025/32	R96025/32
	20.00	0.7874	14.1	R95020.0	R96020.0
51/64	20.24	0.7969	14.1	R95051/64	R96051/64
	20.50	0.8071	14.1	R95020.5	R96020.5
13/16	20.64	0.8125	14.8	R95013/16	R96013/16
	21.00	0.8268	14.8	R95021.0	R96021.0
53/64	21.03	0.8281	14.8	R95053/64	R96053/64
27/32	21.43	0.8438	14.8	R95027/32	R96027/32
	21.50	0.8465	14.8	R95021.5	R96021.5
55/64	21.83	0.8594	15.0	R95055/64	R96055/64
	22.00	0.8661	15.0	R95022.0	R96022.0
7/8	22.22	0.8750	15.0	R9507/8	R9607/8
	22.50	0.8858	15.0	R95022.5	R96022.5
57/64	22.62	0.8906	15.0	R95057/64	R96057/64
	22.70	0.8937	15.0	R95022.7	R96022.7
	23.00	0.9055	15.1	R95023.0	R96023.0
29/32	23.02	0.9063	15.1	R95029/32	R96029/32
59/64	23.42	0.9219	15.1	R95059/64	R96059/64
	23.50	0.9252	15.1	R95023.5	R96023.5
15/16	23.81	0.9375	15.4	R95015/16	R96015/16
	24.00	0.9449	15.4	R95024.0	R96024.0
61/64	24.21	0.9531	15.4	R95061/64	R96061/64
	24.50	0.9646	15.4	R95024.5	R96024.5
31/32	24.61	0.9688	15.4	R95031/32	R96031/32
	25.00	0.9844	15.8	R95025.0	R96025.0
63/64	25.00	0.9844	15.8	R95063/64	R96063/64

d_1 Øh7 Inch	d_1 Øh7 mm	d_1 decimal Inch	l_1 mm	R950	R960
1“	25.40	1.0000	15.8	R9501	R9601
	25.50	1.0039	15.8	R95025.5	R96025.5
	25.65	1.0098	15.8	R95025.65	R96025.65
1.1/64	25.80	1.0156	15.8	R9501.1/64	R9601.1/64
	26.00	1.0236	16.4	R95026.0	R96026.0
1.1/32	26.19	1.0313	16.4	R9501.1/32	R9601.1/32
	26.50	1.0433	16.4	R95026.5	R96026.5
1.3/64	26.59	1.0469	16.4	R9501.3/64	R9601.3/64
1.1/16	26.99	1.0625	17.1	R9501.1/16	R9601.1/16
	27.00	1.0630	17.1	R95027.0	R96027.0
1.5/64	27.38	1.0781	17.1	R9501.5/64	R9601.5/64
	27.50	1.0827	17.1	R95027.5	R96027.5
1.3/32	27.78	1.0938	17.1	R9501.3/32	R9601.3/32
	28.00	1.1024	17.7	R95028.0	R96028.0
1.7/64	28.18	1.1094	17.7	R9501.7/64	R9601.7/64
	28.50	1.1220	17.7	R95028.5	R96028.5
1.1/8	28.58	1.1250	17.7	R9501.1/8	R9601.1/8
1.9/64	28.97	1.1406	18.3	R9501.9/64	R9601.9/64
	29.00	1.1417	18.3	R95029.0	R96029.0
1.5/32	29.37	1.1563	18.3	R9501.5/32	R9601.5/32
	29.50	1.1614	18.3	R95029.5	R96029.5
1.11/64	29.77	1.1719	18.3	R9501.11/64	R9601.11/64
	30.00	1.1811	19.0	R95030.0	R96030.0
1.3/16	30.16	1.1875	19.0	R9501.3/16	R9601.3/16
	30.50	1.2008	19.0	R95030.5	R96030.5
1.7/32	30.96	1.2188	21.0	R9501.7/32	
	31.00	1.2205	21.0	R95031.0	
1.1/4	31.75	1.2500	21.0	R9501.1/4	
	32.00	1.2598	21.0	R95032.0	
	32.50	1.2795	21.0	R95032.5	
1.19/64	32.94	1.2969	21.0	R9501.19/64	
	33.00	1.2992	21.0	R95033.0	
	33.50	1.3189	21.0	R95033.5	
	34.00	1.3386	23.0	R95034.0	
1.11/32	34.13	1.3438	23.0	R9501.11/32	
	34.50	1.3583	23.0	R95034.5	
1.3/8	34.93	1.3750	23.0	R9501.3/8	
	35.00	1.3780	23.0	R95035.0	
	36.00	1.4173	23.0	R95036.0	
1.27/64	36.12	1.4219	23.0	R9501.27/64	
	36.50	1.4370	23.0	R95036.5	
	37.00	1.4567	25.0	R95037.0	
1.15/32	37.31	1.4688	25.0	R9501.15/32	
	37.50	1.4764	25.0	R95037.5	
	38.00	1.4961	25.0	R95038.0	
1.1/2	38.10	1.5000	25.0	R9501.1/2	
	38.50	1.5157	25.0	R95038.5	
1.17/32	38.89	1.5313	25.0	R9501.17/32	
	39.00	1.5354	25.0	R95039.0	
	39.50	1.5551	25.0	R95039.5	
1.9/16	39.69	1.5625	27.0	R9501.9/16	
	40.00	1.5748	27.0	R95040.0	
	41.00	1.6142	27.0	R95041.0	
1.5/8	41.28	1.6250	27.0	R9501.5/8	
	42.00	1.6535	27.0	R95042.0	

H853 HSS DORMER 3XD DIN 6535HB DIN 6535HE

H853

- Hydra Borrkropp 3xD
- Hydra Runko 3xD
- Hydra Borkropp 3xD
- Hydra Boreholder 3xD

Fyra (4) skruvar H860 och en (1) skruvmejsel H861 medföljer varje borrkropp
Neljä (4) ruuvia H860 ja yksi (1) avain H861 sisältyy poran runkoon
Fire(4)skruer H860 og en(1)skrutrekker H861 er inkludert med en borkropp.
Fire (4) skruer H860 og en(1) skruetrækker H861 samme med boreholder

d_1 Øh7	l_2 mm	l_1 mm	l_3 mm	d_2 Øh6 mm	DIN 6535HE H853		
15/32 12.00 12.10 12.20 31/64	44.0	105.0	48.0	16.00	H85312.0	H860N1	H861N1
12.50 12.60 1/2 12.80 12.90	44.0	105.0	48.0	16.00	H85312.5		
13.00 33/64 13.20 17/32	47.0	110.0	48.0	16.00	H85313.0		
13.50 13.60 13.70 13.80 35/64 14.00 14.10 14.20 9/16 14.50	52.5	116.5	48.0	16.00	H85314.0		
14.60 37/64 14.70 14.80 15.00 19/32 15.10 15.20 39/64 15.50	55.5	126.5	50.0	20.00	H85315.0		

d_1 Øh7	l_2 mm	l_1 mm	l_3 mm	d_2 Øh6 mm	d_2 Øh6 inch	DIN 6535HE H853		
15/32 12.00 12.10 12.20 31/64	44.0	105.0	48.0	15.88	5/8	H8533 1/64	H860N1	H861N1
12.50 12.60 1/2 12.80 12.90	44.0	105.0	48.0	15.88	5/8	H8531/2		
13.00 33/64 13.20 17/32	47.0	110.0	48.0	15.88	5/8	H85317/32		
13.50 13.60 13.70 13.80 35/64 14.00 14.10 14.20 9/16 14.50	52.5	116.5	48.0	19.05	3/4	H8539/16		
14.60 37/64 14.70 14.80 15.00 19/32 15.10 15.20 39/64 15.50	55.5	126.5	50.0	19.05	3/4	H85339/64		

DORMER

d_1 Øh7	l_2 mm	l_1 mm	l_3 mm	d_2 Øh6 mm	DIN 6535HE H853		
15.60 15.70 5/8 16.00 16.10 16.20 41/64 16.50	59.5	131.5	50.0	20.00	H85316.0	H860N2	H861N2
16.60 21/32 16.70 17.00 43/64 17.10 17.20 11/16 17.50	62.5	136.5	50.0	20.00	H85317.0		
17.60 17.70 45/64 18.00 18.10 18.20 23/32 18.50	66.5	141.5	50.0	20.00	H85318.0		
18.60 47/64 18.70 18.90 19.00 3/4 19.10 19.20 19.25 49/64 19.50	69.5	156.5	56.0	25.00	H85319.0	H860N3	H861N3
19.60 19.70 25/32 20.00 51/64 20.50	73.5	156.5	56.0	25.00	H85320.0		
13/16 21.00 53/64 27/32 21.50	76.5	156.5	56.0	25.00	H85321.0		
55/64 22.00 7/8 22.50 57/64 22.70	80.1	161.5	56.0	25.00	H85322.0	H860N4	
23.00 29/32 59/64 23.50	82.5	160.5	56.0	25.00	H85323.0		
15/16 24.00 61/64 24.50 31/32	86.2	170.2	60.0	32.00	H85324.0		

d_1 Øh7	l_2 mm	l_1 mm	l_3 mm	d_2 Øh6 mm	d_2 Øh6 inch	DIN 6535HE H853		
15.60 15.70 5/8 16.00 16.10 16.20 41/64 16.50	59.5	131.5	50.0	19.05	3/4	H85341/64	H860N2	H861N2
16.60 21/32 16.70 17.00 43/64 17.10 17.20 11/16 17.50	62.5	136.5	50.0	19.05	3/4	H85311/16		
17.60 17.70 45/64 18.00 18.10 18.20 23/32 18.50	66.5	141.5	50.0	19.05	3/4	H85323/32		
18.60 47/64 18.70 18.90 19.00 3/4 19.10 19.20 19.25 49/64 19.50	69.5	156.5	56.0	25.40	1“	H85349/64	H860N3	H861N3
19.60 19.70 25/32 20.00 51/64 20.50	73.5	156.5	56.0	25.40	1“	H85351/64		
13/16 21.00 53/64 27/32 21.50	76.5	156.5	56.0	25.40	1“	H85327/32		
55/64 22.00 7/8 22.50 57/64 22.70	80.1	161.5	56.0	25.40	1“	H85357/64	H860N4	
23.00 29/32 59/64 23.50	82.5	160.5	56.0	25.40	1“	H85359/64		
15/16 24.00 61/64 24.50 31/32	86.2	170.2	60.0	25.40	1“	H85331/32		

d_1 Øh7	l_2 mm	l_1 mm	l_3 mm	d_2 Øh6 mm	DIN 6535HE H853		
25.00 63/64 1" 25.50 25.65 1.1/64	88.0	170.0	60.0	32.00	H85325.0	H860N5	H861N4
26.00 1.1/32 26.50 1.3/64	92.0	175.0	60.0	32.00	H85326.0		
1.1/16 27.00 1.5/64 27.50 1.3/32	94.0	175.0	60.0	32.00	H85327.0		
28.00 1.7/64 28.50 1.1/8	97.0	180.0	60.0	32.00	H85328.0	H860N6	H861N5
1.9/64 29.00 1.5/32 29.50 1.11/64	100.0	185.0	60.0	32.00	H85329.0		
30.00 1.3/16 30.50	104.0	185.0	60.0	32.00	H85330.0		
1.7/32 31.00 1.1/4 32.00	111.5	196.5	60.0	32.00	H85332.0		
32.50 1.19/64 33.00 33.50	116.5	201.5	60.0	32.00	H85333.5		
34.00 1.11/32 34.50 1.3/8 35.00	121.5	216.5	70.0	40.00	H85335.0	H860N7	H861N6
36.00 1.27/64 36.50	125.5	221.5	70.0	40.00	H85336.5		
37.00 1.15/32 37.50 38.00	131.5	226.5	70.0	40.00	H85338.0		
1.1/2 38.50 1/17/32 39.00 39.50	136.5	231.5	70.0	40.00	H85339.5		
1.9/16 40.00 41.00	146.5	246.5	70.0	40.00	H85341.0		
1.5/8 42.00	151.6	251.6	70.0	40.00	H85342.5		

d_1 Øh7	l_2 mm	l_1 mm	l_3 mm	d_2 Øh6 mm	d_2 Øh6 inch	DIN 6535HE H853		
25.00 63/64 1" 25.50 25.65 1.1/64	88.0	170.0	60.0	31.75	1.1/4	H8531.1/64	H860N5	H861N4
26.00 1.1/32 26.50 1.3/64	92.0	175.0	60.0	31.75	1.1/4	H8531.3/64		
1.1/16 27.00 1.5/64 27.50 1.3/32	94.0	175.0	60.0	31.75	1.1/4	H8531.3/32		
28.00 1.7/64 28.50 1.1/8	97.0	180.0	60.0	31.75	1.1/4	H8531.1/8	H860N6	H861N5
1.9/64 29.00 1.5/32 29.50 1.11/64	100.0	185.0	60.0	31.75	1.1/4	H8531.11/64		
30.00 1.3/16 30.50	104.0	185.0	60.0	31.75	1.1/4	H8531.3/16		

DORMER

H855 HSS DORMER 5XD DIN 6535HB DIN 6535HE

H855

- Hydra Borrkropp 5xD
- Hydra Runko 5xD
- Hydra Borkropp 5xD
- Hydra Boreholder 5xD

Fyra (4) skruvar H860 och en (1) skruvmejsel H861 medföljer varje borrkropp
Neljä (4) ruuvia H860 ja yksi (1) avain H861 sisältyy poran runkoon
Fire(4)skruer H860 og en(1)skrutrekker H861 er inkludert med en borkropp.
Fire (4) skruer H860 og en(1) skruetrækker H861 samme med boreholder

d_1 Øh7	l_2 mm	l_1 mm	l_3 mm	d_2 Øh6 mm	DIN 6535HE H855		
15/32 12.00 12.10 12.20 31/64	69.0	130.0	48.0	16.00	H85512.0	H860N1	H861N1
12.50 12.60 1/2 12.80 12.90	69.0	130.0	48.0	16.00	H85512.5		
13.00 33/64 13.20 17/32	74.0	140.0	48.0	16.00	H85513.0		
13.50 13.60 13.70 13.80 35/64 14.00 14.10 14.20 9/16 14.50	81.5	146.5	48.0	16.00	H85514.0		
14.60 37/64 14.70 14.80 15.00 19/32 15.10 15.20 39/64 15.50	86.5	156.5	50.0	20.00	H85515.0		

d_1 Øh7	l_2 mm	l_1 mm	l_3 mm	d_2 Øh6 mm	d_2 Øh6 inch	DIN 6535HE H855		
15/32 12.00 12.10 12.20 31/64	69.0	130.0	48.0	15.88	5/8	H85531/64	H860N1	H861N1
12.50 12.60 1/2 12.80 12.90	69.0	130.0	48.0	15.88	5/8	H8551/2		
13.00 33/64 13.20 17/32	74.0	140.0	48.0	15.88	5/8	H85517/32		
13.50 13.60 13.70 13.80 35/64 14.00 14.10 14.20 9/16 14.50	81.5	146.5	48.0	19.05	3/4	H8559/16		
14.60 37/64 14.70 14.80 15.00 19/32 15.10 15.20 39/64 15.50	86.5	156.5	50.0	19.05	3/4	H85539/64		

d_1 Øh7	l_2 mm	l_1 mm	l_3 mm	d_2 Øh6 mm	DIN 6535HE H855		
15.60 15.70 5/8 16.00 16.10 16.20 41/64 16.50	92.5	166.5	50.0	20.00	H85516.0	H860N2	H861N2
16.60 21/32 16.70 17.00 43/64 17.10 17.20 11/16 17.50	97.5	171.5	50.0	20.00	H85517.0		
17.60 17.70 45/64 18.00 18.10 18.20 23/32 18.50	103.5	176.5	50.0	20.00	H85518.0		
18.60 47/64 18.70 18.90 19.00 3/4 19.10 19.20 19.25 49/64 19.50	108.5	191.5	56.0	25.00	H85519.0	H860N3	H861N3
19.60 19.70 25/32 20.00 51/64 20.50	114.5	196.5	56.0	25.00	H85520.0		
13/16 21.00 53/64 27/32 21.50	119.5	196.5	56.0	25.00	H85521.0		
55/64 22.00 7/8 22.50 57/64 22.70	125.1	201.1	56.0	25.00	H85522.0	H860N4	
23.00 29/32 59/64 23.50	129.5	210.5	56.0	25.00	H85523.0		
15/16 24.00 61/64 24.50 31/32	135.2	220.2	60.0	32.00	H85524.0		

d_1 Øh7	l_2 mm	l_1 mm	l_3 mm	d_2 Øh6 mm	d_2 Øh6 inch	DIN 6535HE H855		
15.60 15.70 5/8 16.00 16.10 16.20 41/64 16.50	92.5	166.5	50.0	19.05	3/4	H85541/64	H860N2	H861N2
16.60 21/32 16.70 17.00 43/64 17.10 17.20 11/16 17.50	97.5	171.5	50.0	19.05	3/4	H85511/16		
17.60 17.70 45/64 18.00 18.10 18.20 23/32 18.50	103.5	176.5	50.0	19.05	3/4	H85523/32		
18.60 47/64 18.70 18.90 19.00 3/4 19.10 19.20 19.25 49/64 19.50	108.5	191.5	56.0	25.40	1“	H85549/64	H860N3	H861N3
19.60 19.70 25/32 20.00 51/64 20.50	114.5	196.5	56.0	25.40	1“	H85551/64		
13/16 21.00 53/64 27/32 21.50	119.5	196.5	56.0	25.40	1“	H85527/32		
55/64 22.00 7/8 22.50 57/64 22.70	125.1	201.1	56.0	25.40	1“	H85557/64	H860N4	
23.00 29/32 59/64 23.50	129.5	210.5	56.0	25.40	1“	H85559/64		
15/16 24.00 61/64 24.50 31/32	135.2	220.2	60.0	25.40	1“	H85531/32		

DORMER

d_1 Øh7	l_2 mm	l_1 mm	l_3 mm	d_2 Øh6 mm	DIN 6535HE H855		
25.00 63/64 1" 25.50 25.65 1.1/64	140.0	225.0	60.0	32.00	H85525.0	H860N5	H861N4
26.00 1.1/32 26.50 1.3/64	146.0	230.0	60.0	32.00	H85526.0		
1.1/16 27.00 1.5/64 27.50 1.3/32	151.0	235.0	60.0	32.00	H85527.0		
28.00 1.7/64 28.50 1.1/8	157.0	240.0	60.0	32.00	H85528.0	H860N6	H861N5
1.9/64 29.00 1.5/32 29.50 1.11/64	162.0	245.0	60.0	32.00	H85529.0		
30.00 1.3/16 30.50	167.0	255.0	60.0	32.00	H85530.0		
1.7/32 31.00 1.1/4 32.00	176.5	261.5	60.0	32.00	H85532.0		
32.50 1.19/64 33.00 33.50	186.5	271.5	60.0	32.00	H85533.5		
34.00 1.11/32 34.50 1.3/8 35.00	196.5	291.5	70.0	40.00	H85535.0	H860N7	H861N6
36.00 1.27/64 36.50	201.5	296.5	70.0	40.00	H85536.5		
37.00 1.15/32 37.50 38.00	211.5	306.5	70.0	40.00	H85538.0		
1.1/2 38.50 1/17/32 39.00 39.50	221.5	316.5	70.0	40.00	H85539.5		
1.9/16 40.00 41.00	226.5	325.6	70.0	40.00	H85541.0		
1.5/8 42.00	236.5	336.5	70.0	40.00	H85542.5		

d_1 Øh7	l_2 mm	l_1 mm	l_3 mm	d_2 Øh6 mm	d_2 Øh6 inch	DIN 6535HE H855		
25.00 63/64 1" 25.50 25.65 1.1/64	140.0	225.0	60.0	31.75	1.1/4	H8551.1/64	H860N5	H861N4
26.00 1.1/32 26.50 1.3/64	146.0	230.0	60.0	31.75	1.1/4	H8551.3/64		
1.1/16 27.00 1.5/64 27.50 1.3/32	151.0	235.0	60.0	31.75	1.1/4	H8551.3/32		
28.00 1.7/64 28.50 1.1/8	157.0	240.0	60.0	31.75	1.1/4	H8551.1/8	H860N6	H861N5
1.9/64 29.00 1.5/32 29.50 1.11/64	162.0	245.0	60.0	31.75	1.1/4	H8551.11/64		
30.00 1.3/16 30.50	167.0	255.0	60.0	31.75	1.1/4	H8551.3/16		

DORMER

H858 HSS DORMER 8XD DIN 6535HE

H858

- Hydra Borrkropp 8xD
- Hydra Runko 8xD
- Hydra Borkropp 8xD
- Hydra Boreholder 8xD

Fyra (4) skruvar H860 och en (1) skruvmejsel H861 medföljer varje borrkropp
Neljä (4) ruuvia H860 ja yksi (1) avain H861 sisältyy poran runkoon
Fire(4)skruer H860 og en(1)skrutrekker H861 er inkludert med en borkropp.
Fire (4) skruer H860 og en(1) skruetrækker H861 samme med boreholder

d_1 Øh7	l_2 mm	l_1 mm	l_3 mm	d_2 Øh6 mm	DIN 6535HE H858		
13.50 13.60 13.70 13.80 35/64 14.00 14.10 14.20 9/16 14.50	124.5	191.5	48.0	16.00	H85814.0	H860N1	H861N1
14.60 37/64 14.70 14.80 15.00 19/32 15.10 15.20 39/64 15.50	133.5	201.5	50.0	20.00	H85815.0		
15.60 15.70 5/8 16.00 16.10 16.20 41/64 16.50	141.5	211.5	50.0	20.00	H85816.0	H860N2	H861N2
16.60 21/32 16.70 17.00 43/64 17.10 17.20 11/16 17.50	150.5	221.5	50.0	20.00	H85817.0		
17.60 17.70 45/64 18.00 18.10 18.20 23/32 18.50	158.5	226.5	50.0	20.00	H85818.0		

DORMER

d_1 Øh7	l_2 mm	l_1 mm	l_3 mm	d_2 Øh6 mm	DIN 6535HE H858		
18.60 47/64 18.70 18.90 19.00 3/4 19.10 19.20 19.25 49/64 19.50	167.5	251.5	56.0	25.00	H85819.0	H860N3	H861N3
19.60 19.70 25/32 20.00 51/64 20.50	175.5	264.5	56.0	25.00	H85820.0		
13/16 21.00 53/64 27/32 21.50	184.5	266.5	56.0	25.00	H85821.0		
55/64 22.00 7/8 22.50 57/64 22.70	192.1	271.1	56.0	25.00	H85822.0	H860N4	
23.00 29/32 59/64 23.50	200.5	280.5	56.0	25.00	H85823.0		
15/16 24.00 61/64 24.50 31/32	208.2	295.2	60.0	32.00	H85824.0		
25.00 63/64 1" 25.50 25.65 1.1/64	217.0	300.0	60.0	32.00	H85825.0	H860N5	H861N4
26.00 1.1/32 26.50 1.3/64	225.0	310.0	60.0	32.00	H85826.0		
1.1/16 27.00 1.5/64 27.50 1.3/32	234.0	320.0	60.0	32.00	H85827.0		

d_1 Øh7	l_2 mm	l_1 mm	l_3 mm	d_2 Øh6 mm	DIN 6535HE H858		
28.00 1.7/64 28.50 1.1/8	242.0	325.0	60.0	32.00	H85828.0	H860N6	H861N5
1.9/64 29.00 1.5/32 29.50 1.11/64	251.0	335.0	60.0	32.00	H85829.0		
30.00 1.3/16 30.50	259.0	345.0	60.0	32.00	H85830.0		
1.7/32 31.00 1.1/4 32.00	271.5	356.5	60.0	32.00	H85832.0		
32.50 1.19/64 33.00 33.50	286.5	371.5	60.0	32.00	H85833.5		
34.00 1.11/32 34.50 1.3/8 35.00	301.5	396.5	70.0	40.00	H85835.0	H860N7	H861N6
36.00 1.27/64 36.50	311.5	406.5	70.0	40.00	H85836.5		
37.00 1.15/32 37.50 38.00	326.5	421.5	70.0	40.00	H85838.0		
1.1/2 38.50 1/17/32 39.00 39.50	336.5	431.5	70.0	40.00	H85839.5		
1.9/16 40.00 41.00	351.5	451.5	70.0	40.00	H85841.0		
1.5/8 42.00	361.5	461.5	70.0	40.00	H85842.5		

DORMER

R122 HM | DORMER | 1XD | 120° | N

R123 HM | DORMER | 1XD | 90° | N

R122

- Extra korta NC - Centrerborrar - 120°
- Erittäin lyhyet NC-keskiöporat - 120°
- Kort NC - Senterbor - 120°
- Ekstra Kort NC - Centrerbor - 120°

Fyrfasettslipning t.o.m 10mm
Halkaisijat <=10,0 mm: -nelipintahiottu kärki
4 Fasettsliping t.o.m. 10,0mm
4-facetslibning t.o.m. 10mm

R123

- Extra korta NC - Centrerborrar - 90°
- Erittäin lyhyet NC-keskiöporat - 90°
- Kort NC - Senterbor - 90°
- Ekstra Kort NC - Centrerbor - 90°

Fyrfasettslipning t.o.m 10mm
Halkaisijat <=10,0 mm: -nelipintahiottu kärki
4 Fasettsliping t.o.m. 10,0mm
4-facetslibning t.o.m. 10mm

R122; R123 ▪																		
1.1	1.2	1.3	1.4	1.5	1.6	1.7	1.8	2.1	2.2	3.1	3.2	3.3	3.4	4.1	4.2	4.3	5.1	
5.2	5.3	6.1	6.2	6.3	6.4	7.1	7.2	7.3	7.4	8.1	8.2							





d_1 Øh_6 mm	d_1 decimal Inch	l_2 mm	l_1 mm	R122	R123
5.00	0.1969	16	62	R1225.0	R1235.0
6.00	0.2362	17	66	R1226.0	R1236.0
8.00	0.3150	22	79	R1228.0	R1238.0
10.00	0.3937	26	89	R12210.0	R12310.0
12.00	0.4724	30	102	R12212.0	R12312.0
16.00	0.6299	34	115	R12216.0	R12316.0
20.00	0.7874	40	131	R12220.0	R12320.0

DORMER

R120 HM DIN 6539 2.5XD 120° N

R120

- Extra Korta Borrar
- Erittäin lyhyet porat
- Ekstra Korte Bor
- Ekstra Korte Bor

R120	
■	4.1 5.1 6.1 7.1 8.1 8.2
●	1.1 1.2 1.3 1.4 1.5 1.6 1.7 1.8 3.1 3.2 3.3 3.4 4.2 4.3 5.2 5.3 6.2 6.3 6.4 7.2 7.3 7.4



R120

1.00 - 12.00

d_1 Øh_7 mm	d_1 decimal Inch	l_2 mm	l_1 mm	R120
1.00	0.0394	6	26	R1201.0
1.10	0.0433	7	28	R1201.1
1.20	0.0472	8	30	R1201.2
1.30	0.0512	8	30	R1201.3
1.40	0.0551	9	32	R1201.4
1.50	0.0591	9	32	R1201.5
1.60	0.0630	10	34	R1201.6
1.70	0.0669	10	34	R1201.7
1.80	0.0709	11	36	R1201.8
1.90	0.0748	11	36	R1201.9
2.00	0.0787	12	38	R1202.0
2.10	0.0827	12	38	R1202.1
2.20	0.0866	13	40	R1202.2
2.30	0.0906	13	40	R1202.3
2.40	0.0945	14	43	R1202.4
2.50	0.0984	14	43	R1202.5
2.60	0.1024	14	43	R1202.6
2.70	0.1063	16	46	R1202.7
2.80	0.1102	16	46	R1202.8
2.90	0.1142	16	46	R1202.9
3.00	0.1181	16	46	R1203.0
3.10	0.1220	18	49	R1203.1
3.20	0.1260	18	49	R1203.2
3.30	0.1299	18	49	R1203.3
3.40	0.1339	20	52	R1203.4
3.50	0.1378	20	52	R1203.5
3.60	0.1417	20	52	R1203.6
3.70	0.1457	20	52	R1203.7
3.80	0.1496	22	55	R1203.8
3.90	0.1535	22	55	R1203.9
4.00	0.1575	22	55	R1204.0
4.10	0.1614	22	55	R1204.1
4.20	0.1654	22	55	R1204.2
4.30	0.1693	24	58	R1204.3
4.40	0.1732	24	58	R1204.4
4.50	0.1772	24	58	R1204.5

DORMER

d_1 Øh_7 mm	d_1 decimal Inch	l_2 mm	l_1 mm	R120
4.60	0.1811	24	58	R1204.6
4.70	0.1850	24	58	R1204.7
4.80	0.1890	26	62	R1204.8
4.90	0.1929	26	62	R1204.9
5.00	0.1969	26	62	R1205.0
5.10	0.2008	26	62	R1205.1
5.20	0.2047	26	62	R1205.2
5.30	0.2087	26	62	R1205.3
5.40	0.2126	28	66	R1205.4
5.50	0.2165	28	66	R1205.5
5.60	0.2205	28	66	R1205.6
5.70	0.2244	28	66	R1205.7
5.80	0.2283	28	66	R1205.8
5.90	0.2323	28	66	R1205.9
6.00	0.2362	28	66	R1206.0
6.10	0.2402	31	70	R1206.1
6.20	0.2441	31	70	R1206.2
6.30	0.2480	31	70	R1206.3
6.40	0.2520	31	70	R1206.4
6.50	0.2559	31	70	R1206.5
6.60	0.2598	31	70	R1206.6
6.70	0.2638	31	70	R1206.7
6.80	0.2677	34	74	R1206.8
6.90	0.2717	34	74	R1206.9
7.00	0.2756	34	74	R1207.0
7.10	0.2795	34	74	R1207.1
7.20	0.2835	34	74	R1207.2
7.30	0.2874	34	74	R1207.3
7.40	0.2913	34	74	R1207.4
7.50	0.2953	34	74	R1207.5
7.60	0.2992	37	79	R1207.6
7.70	0.3031	37	79	R1207.7
7.80	0.3071	37	79	R1207.8
7.90	0.3110	37	79	R1207.9
8.00	0.3150	37	79	R1208.0
8.10	0.3189	37	79	R1208.1
8.20	0.3228	37	79	R1208.2
8.30	0.3268	37	79	R1208.3
8.40	0.3307	37	79	R1208.4
8.50	0.3346	37	79	R1208.5
8.60	0.3386	40	84	R1208.6
8.70	0.3425	40	84	R1208.7
8.80	0.3465	40	84	R1208.8
8.90	0.3504	40	84	R1208.9
9.00	0.3543	40	84	R1209.0
9.10	0.3583	40	84	R1209.1
9.20	0.3622	40	84	R1209.2
9.30	0.3661	40	84	R1209.3
9.40	0.3701	40	84	R1209.4
9.50	0.3740	40	84	R1209.5
9.60	0.3780	43	89	R1209.6
9.70	0.3819	43	89	R1209.7
9.80	0.3858	43	89	R1209.8
9.90	0.3898	43	89	R1209.9
10.00	0.3937	43	89	R12010.0
10.20	0.4016	43	89	R12010.2
10.50	0.4134	43	89	R12010.5
11.00	0.4331	47	95	R12011.0
11.50	0.4528	47	95	R12011.5
12.00	0.4724	51	102	R12012.0

DORMER

R520 HM DIN 6539 2.5XD 130° TiN N S.P.

R520

- CDX Extra korta solida HM-borrar
- CDX Porat, erittäin lyhyet
- CDX, ekstra korte HM-bor
- CDX Ekstra korte Bor.

R520																		
■	1.1	1.2	1.3	1.4	1.5	1.6	3.1	3.2	3.3	3.4	5.1	7.1	7.2	7.3	7.4	8.1	8.2	
●	1.7	1.8	2.1	4.1	4.2	4.3												



R520

CDX

3.00 - 16.50

d_1 Øh_7 Inch	d_1 Øh_7 mm	d_1 decimal Inch	l_2 mm	l_1 mm	R520
	3.00	0.1181	16	46	R5203.0
	3.10	0.1220	18	49	R5203.1
1/8	3.18	0.1252	18	49	R5201/8
	3.20	0.1260	18	49	R5203.2
	3.30	0.1299	18	49	R5203.3
	3.40	0.1339	20	52	R5203.4
	3.50	0.1378	20	52	R5203.5
9/64	3.57	0.1406	20	52	R5209/64
	3.60	0.1417	20	52	R5203.6
	3.70	0.1457	20	52	R5203.7
	3.80	0.1496	22	55	R5203.8
	3.90	0.1535	22	55	R5203.9
5/32	3.97	0.1563	22	55	R5205/32
	4.00	0.1575	22	55	R5204.0
	4.10	0.1614	22	55	R5204.1
	4.20	0.1654	22	55	R5204.2
	4.30	0.1693	24	58	R5204.3
11/64	4.37	0.1720	24	58	R52011/64
	4.40	0.1732	24	58	R5204.4
	4.50	0.1772	24	58	R5204.5
	4.60	0.1811	24	58	R5204.6
	4.70	0.1850	24	58	R5204.7
3/16	4.76	0.1874	26	62	R5203/16
	4.80	0.1890	26	62	R5204.8
	4.90	0.1929	26	62	R5204.9
	5.00	0.1969	26	62	R5205.0
	5.10	0.2008	26	62	R5205.1
13/64	5.16	0.2031	26	62	R52013/64
	5.20	0.2047	26	62	R5205.2
	5.30	0.2087	26	62	R5205.3
	5.40	0.2126	28	66	R5205.4
	5.50	0.2165	28	66	R5205.5
7/32	5.56	0.2189	28	66	R5207/32
	5.60	0.2205	28	66	R5205.6
	5.70	0.2244	28	66	R5205.7
	5.80	0.2283	28	66	R5205.8
	5.90	0.2323	28	66	R5205.9
15/64	5.95	0.2343	28	66	R52015/64

d_1 Øh_7 Inch	d_1 Øh_7 mm	d_1 decimal Inch	l_2 mm	l_1 mm	R520
	6.00	0.2362	28	66	R5206.0
	6.10	0.2402	31	70	R5206.1
	6.20	0.2441	31	70	R5206.2
	6.30	0.2480	31	70	R5206.3
1/4	6.35	0.2500	31	70	R5201/4
	6.40	0.2520	31	70	R5206.4
	6.50	0.2559	31	70	R5206.5
	6.60	0.2598	31	70	R5206.6
	6.70	0.2638	31	70	R5206.7
17/64	6.75	0.2657	34	74	R52017/64
	6.80	0.2677	34	74	R5206.8
	6.90	0.2717	34	74	R5206.9
	7.00	0.2756	34	74	R5207.0
	7.10	0.2795	34	74	R5207.1
9/32	7.14	0.2811	34	74	R5209/32
	7.20	0.2835	34	74	R5207.2
	7.30	0.2874	34	74	R5207.3
	7.40	0.2913	34	74	R5207.4
	7.50	0.2953	34	74	R5207.5
19/64	7.54	0.2969	37	79	R52019/64
	7.60	0.2992	37	79	R5207.6
	7.70	0.3031	37	79	R5207.7
	7.80	0.3071	37	79	R5207.8
	7.90	0.3110	37	79	R5207.9
5/16	7.94	0.3126	37	79	R5205/16
	8.00	0.3150	37	79	R5208.0
	8.10	0.3189	37	79	R5208.1
	8.20	0.3228	37	79	R5208.2
	8.30	0.3268	37	79	R5208.3
21/64	8.33	0.3280	37	79	R52021/64
	8.40	0.3307	37	79	R5208.4
	8.50	0.3346	37	79	R5208.5
	8.60	0.3386	40	84	R5208.6
	8.70	0.3425	40	84	R5208.7
11/32	8.73	0.3437	40	84	R52011/32
	8.80	0.3465	40	84	R5208.8
	8.90	0.3504	40	84	R5208.9
	9.00	0.3543	40	84	R5209.0
	9.10	0.3583	40	84	R5209.1
23/64	9.13	0.3594	40	84	R52023/64
	9.20	0.3622	40	84	R5209.2
	9.30	0.3661	40	84	R5209.3
	9.40	0.3701	40	84	R5209.4
	9.50	0.3740	40	84	R5209.5
3/8	9.52	0.3748	43	89	R5203/8
	9.60	0.3780	43	89	R5209.6
	9.70	0.3819	43	89	R5209.7
	9.80	0.3858	43	89	R5209.8
	9.90	0.3898	43	89	R5209.9
25/64	9.92	0.3906	43	89	R52025/64
	10.00	0.3937	43	89	R52010.0
	10.10	0.3976	43	89	R52010.1
	10.20	0.4016	43	89	R52010.2
	10.30	0.4055	43	89	R52010.3
13/32	10.32	0.4063	43	89	R52013/32
	10.40	0.4094	43	89	R52010.4
	10.50	0.4134	43	89	R52010.5
27/64	10.72	0.4220	47	95	R52027/64
	11.00	0.4331	47	95	R52011.0
7/16	11.11	0.4374	47	95	R5207/16
	11.20	0.4409	47	95	R52011.2
	11.50	0.4528	47	95	R52011.5
29/64	11.51	0.4531	47	95	R52029/64
15/32	11.91	0.4689	51	102	R52015/32
	12.00	0.4724	51	102	R52012.0
31/64	12.30	0.4843	51	102	R52031/64
	12.50	0.4921	51	102	R52012.5
1/2	12.70	0.5000	51	102	R5201/2

d_1 Øh_7 Inch	d_1 Øh_7 mm	d_1 decimal Inch	l_2 mm	l_1 mm	R520
	13.00	0.5118	51	102	R52013.0
	13.50	0.5315	54	107	R52013.5
	14.00	0.5512	54	107	R52014.0
	14.20	0.5591	56	111	R52014.2
	14.25	0.5610	56	111	R52014.25
9/16	14.29	0.5626	56	111	R5209/16
	14.50	0.5709	56	111	R52014.5
	15.00	0.5906	56	111	R52015.0
	15.10	0.5945	58	115	R52015.1
5/8	15.88	0.6252	58	115	R5205/8
	16.00	0.6299	58	115	R52016.0
	16.50	0.6496	60	119	R52016.5

DORMER

R458 HM | DIN 6537 K | 3XD | 140° | TiAlN | DIN 6535HA | N

R457 HM | DIN 6537 K | 3XD | 140° | TiAlN | DIN 6535HA | N

R458

- MP-X Extra korta Borrar 3XD
- MP-X porat, lyhyet 3XD
- MP-X kort bor 3XD
- MP-X kort bor 3XD

R457

- MP-X Extra korta Borrar - invändig kylkanal 3XD
- MP-X lyhyet porat, jäähdytyskanavat 3XD
- MP-X kort bor m/kjølekanal 3XD
- MP-X kort bor Med invendig kølekanal 3XD

R458	■	1.1 1.2 1.3 1.4 1.5 1.6 1.7 1.8 2.1 2.2 2.3 3.1 3.2 3.3 3.4 6.1 6.2 6.3 7.1 7.2 7.3 7.4
	■	2.4 4.1 4.2 4.3 6.4
R457	■	1.1 1.2 1.3 1.4 1.5 1.6 1.7 1.8 2.1 2.2 2.3 3.1 3.2 3.3 3.4 4.1 4.2 4.3 6.1 6.2 6.3 6.4 7.1 7.2 7.3 7.4



d_1 Ø Inch/Nr.	d_1 Øm_7 mm	d_1 decimal Inch	l_2 mm	l_1 mm	l_3 mm	d_2 Øh_6 mm	R458	R457
	3.00	0.1181	20	62	36	6	R4583.0	R4573.0
	3.10	0.1220	20	62	36	6	R4583.1	R4573.1
1/8	3.18	0.1252	20	62	36	6	R4581/8	R4571/8
	3.20	0.1260	20	62	36	6	R4583.2	R4573.2
30	3.26	0.1283	20	62	36	6	R458N30	R457N30
	3.30	0.1299	20	62	36	6	R4583.3	R4573.3
	3.40	0.1339	20	62	36	6	R4583.4	R4573.4
29	3.45	0.1358	20	62	36	6	R458N29	R457N29
	3.50	0.1378	20	62	36	6	R4583.5	R4573.5
28	3.57	0.1406	20	62	36	6	R458N28	R457N28
9/64	3.57	0.1406	20	62	36	6	R4589/64	R4579/64
	3.60	0.1417	20	62	36	6	R4583.6	R4573.6
27	3.66	0.1441	20	62	36	6	R458N27	R457N27
	3.70	0.1457	20	62	36	6	R4583.7	R4573.7
	3.73	0.1469	24	66	36	6	R4583.73	
26	3.73	0.1469	24	66	36	6	R458N26	R457N26
25	3.80	0.1496	24	66	36	6	R4583.8	R4573.8
24	3.86	0.1520	24	66	36	6	R458N24	R457N24
	3.90	0.1535	24	66	36	6	R4583.9	R4573.9
23	3.91	0.1539	24	66	36	6	R458N23	R457N23
5/32	3.97	0.1563	24	66	36	6	R4585/32	R4575/32
22	3.99	0.1571	24	66	36	6	R458N22	R457N22
	4.00	0.1575	24	66	36	6	R4584.0	R4574.0
21	4.04	0.1591	24	66	36	6	R458N21	R457N21

d_1 Ø Inch/Nr.	d_1 Øm_7 mm	d_1 decimal Inch	l_2 mm	l_1 mm	l_3 mm	d_2 Øh_6 mm	R458	R457
	4.05	0.1594	24	66	36	6		R4574.05
20	4.09	0.1610	24	66	36	6	R458N20	R457N20
	4.10	0.1614	24	66	36	6	R4584.1	R4574.1
	4.20	0.1654	24	66	36	6	R4584.2	R4574.2
19	4.22	0.1661	24	66	36	6	R458N19	R457N19
	4.30	0.1693	24	66	36	6	R4584.3	R4574.3
18	4.31	0.1697	24	66	36	6	R458N18	R457N18
11/64	4.37	0.1720	24	66	36	6	R45811/64	R45711/64
17	4.39	0.1728	24	66	36	6	R458N17	R457N17
	4.40	0.1732	24	66	36	6	R4584.4	R4574.4
	4.50	0.1772	24	66	36	6	R4584.5	R4574.5
16	4.50	0.1772	24	66	36	6	R458N16	R457N16
15	4.57	0.1799	24	66	36	6	R458N15	R457N15
	4.60	0.1811	24	66	36	6	R4584.6	R4574.6
14	4.62	0.1819	24	66	36	6	R458N14	R457N14
13	4.70	0.1850	24	66	36	6	R4584.7	R4574.7
3/16	4.76	0.1874	28	66	36	6	R4583/16	R4573/16
	4.80	0.1890	28	66	36	6	R4584.8	R4574.8
12	4.80	0.1890	28	66	36	6	R458N12	R457N12
11	4.85	0.1909	28	66	36	6	R458N11	R457N11
	4.90	0.1929	28	66	36	6	R4584.9	R4574.9
10	4.92	0.1937	28	66	36	6	R458N10	R457N10
9	4.98	0.1961	28	66	36	6	R458N9	R457N9
	5.00	0.1969	28	66	36	6	R4585.0	R4575.0
	5.05	0.1988	28	66	36	6		R4575.05
8	5.06	0.1992	28	66	36	6	R458N8	R457N8
	5.10	0.2008	28	66	36	6	R4585.1	R4575.1
7	5.11	0.2012	28	66	36	6	R458N7	R457N7
13/64	5.16	0.2031	28	66	36	6	R45813/64	R45713/64
6	5.18	0.2039	28	66	36	6	R458N6	R457N6
	5.20	0.2047	28	66	36	6	R4585.2	R4575.2
5	5.22	0.2055	28	66	36	6	R458N5	R457N5
4	5.31	0.2091	28	66	36	6	R458N4	R457N4
3	5.41	0.2130	28	66	36	6	R458N3	R457N3
	5.50	0.2165	28	66	36	6	R4585.5	R4575.5
7/32	5.56	0.2189	28	66	36	6	R4587/32	R4577/32
	5.60	0.2205	28	66	36	6	R4585.6	R4575.6
2	5.61	0.2209	28	66	36	6	R458N2	R457N2
	5.70	0.2244	28	66	36	6	R4585.7	R4575.7
1	5.79	0.2280	28	66	36	6	R458N1	R457N1
	5.80	0.2283	28	66	36	6	R4585.8	R4575.8
15/64	5.95	0.2343	28	66	36	6	R45815/64	R45715/64
	6.00	0.2362	28	66	36	6	R4586.0	R4576.0
	6.05	0.2382	34	79	36	8		R4576.05
	6.10	0.2402	34	79	36	8	R4586.1	R4576.1
	6.20	0.2441	34	79	36	8	R4586.2	R4576.2
	6.30	0.2480	34	79	36	8	R4586.3	R4576.3
1/4	6.35	0.2500	34	79	36	8	R4581/4	R4571/4
	6.40	0.2520	34	79	36	8	R4586.4	R4576.4
	6.50	0.2559	34	79	36	8	R4586.5	R4576.5
	6.60	0.2598	34	79	36	8	R4586.6	R4576.6
	6.70	0.2638	34	79	36	8	R4586.7	R4576.7
17/64	6.75	0.2657	34	79	36	8	R45817/64	R45717/64
	6.80	0.2677	34	79	36	8	R4586.8	R4576.8
	6.90	0.2717	34	79	36	8	R4586.9	R4576.9
	7.00	0.2756	34	79	36	8	R4587.0	R4577.0
	7.10	0.2795	41	79	36	8	R4587.1	R4577.1
9/32	7.14	0.2811	41	79	36	8	R4589/32	R4579/32
	7.30	0.2874	41	79	36	8	R4587.3	R4577.3
	7.40	0.2913	41	79	36	8	R4587.4	R4577.4
	7.50	0.2953	41	79	36	8	R4587.5	R4577.5
19/64	7.54	0.2969	41	79	36	8	R45819/64	R45719/64
	7.60	0.2992	41	79	36	8	R4587.6	R4577.6
	7.70	0.3031	41	79	36	8	R4587.7	R4577.7
	7.80	0.3071	41	79	36	8	R4587.8	R4577.8
	7.90	0.3110	41	79	36	8	R4587.9	R4577.9
5/16	7.94	0.3126	41	79	36	8	R4585/16	R4575/16
	8.00	0.3150	41	79	36	8	R4588.0	R4578.0
	8.05	0.3169	47	89	40	10		R4578.05
	8.10	0.3189	47	89	40	10	R4588.1	R4578.1

DORMER

d_1 Ø Inch/Nr.	d_1 Øm_7 mm	d_1 decimal Inch	l_2 mm	l_1 mm	l_3 mm	d_2 Øh_6 mm	R458	R457
	8.20	0.3228	47	89	40	10	R4588.2	R4578.2
21/64	8.33	0.3280	47	89	40	10	R45821/64	R45721/64
	8.40	0.3307	47	89	40	10	R4588.4	R4578.4
	8.50	0.3346	47	89	40	10	R4588.5	R4578.5
	8.60	0.3386	47	89	40	10	R4588.6	R4578.6
	8.70	0.3425	47	89	40	10	R4588.7	R4578.7
11/32	8.73	0.3437	47	89	40	10	R45811/32	R45711/32
	8.80	0.3465	47	89	40	10	R4588.8	R4578.8
	8.90	0.3504	47	89	40	10		R4578.9
	9.00	0.3543	47	89	40	10	R4589.0	R4579.0
	9.10	0.3583	47	89	40	10	R4589.1	R4579.1
23/64	9.13	0.3594	47	89	40	10	R45823/64	R45723/64
	9.30	0.3661	47	89	40	10	R4589.3	R4579.3
	9.40	0.3701	47	89	40	10	R4589.4	R4579.4
	9.50	0.3740	47	89	40	10	R4589.5	R4579.5
3/8	9.52	0.3748	47	89	40	10	R4583/8	R4573/8
	9.60	0.3780	47	89	40	10	R4589.6	R4579.6
	9.70	0.3819	47	89	40	10	R4589.7	R4579.7
	9.80	0.3858	47	89	40	10	R4589.8	R4579.8
	9.90	0.3898	47	89	40	10	R4589.9	R4579.9
25/64	9.92	0.3906	47	89	40	10	R45825/64	R45725/64
	10.00	0.3937	47	89	40	10	R45810.0	R45710.0
	10.05	0.3957	55	102	45	12		R45710.05
	10.10	0.3976	55	102	45	12	R45810.1	R45710.1
	10.20	0.4016	55	102	45	12	R45810.2	R45710.2
	10.30	0.4055	55	102	45	12	R45810.3	R45710.3
13/32	10.32	0.4063	55	102	45	12	R45813/32	R45713/32
	10.40	0.4094	55	102	45	12	R45810.4	R45710.4
	10.50	0.4134	55	102	45	12	R45810.5	R45710.5
	10.60	0.4173	55	102	45	12	R45810.6	R45710.6
27/64	10.72	0.4220	55	102	45	12	R45827/64	R45727/64
	10.80	0.4252	55	102	45	12	R45810.8	
	11.00	0.4331	55	102	45	12	R45811.0	R45711.0
7/16	11.11	0.4374	55	102	45	12	R4587/16	R4577/16
	11.20	0.4409	55	102	45	12	R45811.2	R45711.2
	11.40	0.4488	55	102	45	12	R45811.4	R45711.4
	11.50	0.4528	55	102	45	12	R45811.5	R45711.5
29/64	11.51	0.4531	55	102	45	12	R45829/64	R45729/64
	11.60	0.4567	55	102	45	12	R45811.6	R45711.6
	11.80	0.4646	55	102	45	12	R45811.8	R45711.8
15/32	11.91	0.4689	55	102	45	12	R45815/32	R45715/32
	12.00	0.4724	55	102	45	12	R45812.0	R45712.0
	12.05	0.4744	60	107	45	14		R45712.05
	12.10	0.4764	60	107	45	14	R45812.1	R45712.1
	12.20	0.4803	60	107	45	14	R45812.2	R45712.2
31/64	12.30	0.4843	60	107	45	14	R45831/64	R45731/64
	12.50	0.4921	60	107	45	14	R45812.5	R45712.5
	12.70	0.5000	60	107	45	14	R45812.7	R45712.7
1/2	12.70	0.5000	60	107	45	14	R4581/2	R4571/2
	12.80	0.5039	60	107	45	14	R45812.8	R45712.8
	13.00	0.5118	60	107	45	14	R45813.0	R45713.0
33/64	13.10	0.5157	60	107	45	14	R45833/64	R45733/64
17/32	13.49	0.5311	60	107	45	14	R45817/32	R45717/32
	13.50	0.5315	60	107	45	14	R45813.5	R45713.5
	13.80	0.5433	60	107	45	14	R45813.8	R45713.8
35/64	13.89	0.5469	60	107	45	14	R45835/64	R45735/64
	14.00	0.5512	60	107	45	14	R45814.0	R45714.0
	14.25	0.5610	65	115	48	16	R45814.25	R45714.25
9/16	14.29	0.5626	65	115	48	16	R4589/16	R4579/16
	14.50	0.5709	65	115	48	16	R45814.5	R45714.5
37/64	14.68	0.5780	65	115	48	16	R45837/64	R45737/64
	14.80	0.5827	65	115	48	16	R45814.8	R45714.8
	15.00	0.5906	65	115	48	16	R45815.0	R45715.0
19/32	15.08	0.5937	65	115	48	16	R45819/32	R45719/32
	15.10	0.5945	65	115	48	16	R45815.1	R45715.1
39/64	15.48	0.6094	65	115	48	16	R45839/64	R45739/64
	15.50	0.6102	65	115	48	16	R45815.5	R45715.5
	15.80	0.6220	65	115	48	16	R45815.8	R45715.8
5/8	15.88	0.6252	65	115	48	16	R4585/8	R4575/8
	16.00	0.6299	65	115	48	16	R45816.0	R45716.0

d_1 Ø Inch/Nr.	d_1 Øm_7 mm	d_1 decimal Inch	l_2 mm	l_1 mm	l_3 mm	d_2 Øh_6 mm	R458	R457
41/64	16.27	0.6406	73	123	48	18	R45841/64	R45741/64
	16.50	0.6496	73	123	48	18	R45816.5	R45716.5
21/32	16.67	0.6563	73	123	48	18	R45821/32	R45721/32
	17.00	0.6693	73	123	48	18	R45817.0	R45717.0
43/64	17.07	0.6720	73	123	48	18	R45843/64	R45743/64
11/16	17.46	0.6874	73	123	48	18	R45811/16	R45711/16
	17.50	0.6890	73	123	48	18	R45817.5	R45717.5
	17.80	0.7008	73	123	48	18	R45817.8	
45/64	17.86	0.7031	73	123	48	18	R45845/64	R45745/64
	18.00	0.7087	73	123	48	18	R45818.0	R45718.0
23/32	18.26	0.7189	79	131	50	20	R45823/32	R45723/32
	18.50	0.7283	79	131	50	20	R45818.5	R45718.5
47/64	18.65	0.7343	79	131	50	20	R45847/64	R45747/64
	18.80	0.7402	79	131	50	20		R45718.8
	19.00	0.7480	79	131	50	20	R45819.0	R45719.0
3/4	19.05	0.7500	79	131	50	20	R4583/4	R4573/4
	19.50	0.7677	79	131	50	20	R45819.5	R45719.5
	19.80	0.7795	79	131	50	20	R45819.8	R45719.8
	20.00	0.7874	79	131	50	20	R45820.0	R45720.0

DORMER

R100 HM DIN 338 4XD 120° N

R100

- Korta Borrar
- Lyhyet porat
- Korte Bor
- Korte Bor

R100																	
■	6.2	6.3	8.1	8.2													
●	1.1	1.2	1.3	1.4	1.5	1.6	1.7	1.8	3.1	3.2	3.3	3.4	7.1	7.2	7.3	7.4	

R100

1.00 - 14.00

d_1 Øh_7 mm	d_1 decimal Inch	l_2 mm	l_1 mm	R100
1.00	0.0394	12	34	R1001.0
1.10	0.0433	14	36	R1001.1
1.20	0.0472	16	38	R1001.2
1.30	0.0512	16	38	R1001.3
1.40	0.0551	18	40	R1001.4
1.50	0.0591	18	40	R1001.5
1.60	0.0630	20	43	R1001.6
1.70	0.0669	20	43	R1001.7
1.80	0.0709	22	46	R1001.8
1.90	0.0748	22	46	R1001.9
2.00	0.0787	24	49	R1002.0
2.10	0.0827	24	49	R1002.1
2.20	0.0866	27	53	R1002.2
2.30	0.0906	27	53	R1002.3
2.40	0.0945	30	57	R1002.4
2.50	0.0984	30	57	R1002.5
2.60	0.1024	30	57	R1002.6
2.70	0.1063	33	61	R1002.7
2.80	0.1102	33	61	R1002.8
2.90	0.1142	33	61	R1002.9
3.00	0.1181	33	61	R1003.0
3.10	0.1220	36	65	R1003.1
3.20	0.1260	36	65	R1003.2
3.30	0.1299	36	65	R1003.3
3.40	0.1339	39	70	R1003.4
3.50	0.1378	39	70	R1003.5
3.60	0.1417	39	70	R1003.6
3.70	0.1457	39	70	R1003.7
3.80	0.1496	43	75	R1003.8
3.90	0.1535	43	75	R1003.9
4.00	0.1575	43	75	R1004.0
4.10	0.1614	43	75	R1004.1
4.20	0.1654	43	75	R1004.2
4.30	0.1693	47	80	R1004.3
4.40	0.1732	47	80	R1004.4
4.50	0.1772	47	80	R1004.5
4.60	0.1811	47	80	R1004.6
4.70	0.1850	47	80	R1004.7

d_1 Øh_7 mm	d_1 decimal Inch	l_2 mm	l_1 mm	R100
4.80	0.1890	52	86	R1004.8
4.90	0.1929	52	86	R1004.9
5.00	0.1969	52	86	R1005.0
5.10	0.2008	52	86	R1005.1
5.20	0.2047	52	86	R1005.2
5.30	0.2087	52	86	R1005.3
5.40	0.2126	57	93	R1005.4
5.50	0.2165	57	93	R1005.5
5.60	0.2205	57	93	R1005.6
5.70	0.2244	57	93	R1005.7
5.80	0.2283	57	93	R1005.8
5.90	0.2323	57	93	R1005.9
6.00	0.2362	57	93	R1006.0
6.10	0.2402	63	101	R1006.1
6.20	0.2441	63	101	R1006.2
6.30	0.2480	63	101	R1006.3
6.40	0.2520	63	101	R1006.4
6.50	0.2559	63	101	R1006.5
6.60	0.2598	63	101	R1006.6
6.70	0.2638	63	101	R1006.7
6.80	0.2677	69	109	R1006.8
6.90	0.2717	69	109	R1006.9
7.00	0.2756	69	109	R1007.0
7.10	0.2795	69	109	R1007.1
7.20	0.2835	69	109	R1007.2
7.30	0.2874	69	109	R1007.3
7.40	0.2913	69	109	R1007.4
7.50	0.2953	69	109	R1007.5
7.60	0.2992	75	117	R1007.6
7.70	0.3031	75	117	R1007.7
7.80	0.3071	75	117	R1007.8
7.90	0.3110	75	117	R1007.9
8.00	0.3150	75	117	R1008.0
8.10	0.3189	75	117	R1008.1
8.20	0.3228	75	117	R1008.2
8.30	0.3268	75	117	R1008.3
8.40	0.3307	75	117	R1008.4
8.50	0.3346	75	117	R1008.5
8.60	0.3386	81	125	R1008.6
8.70	0.3425	81	125	R1008.7
8.80	0.3465	81	125	R1008.8
8.90	0.3504	81	125	R1008.9
9.00	0.3543	81	125	R1009.0
9.10	0.3583	81	125	R1009.1
9.20	0.3622	81	125	R1009.2
9.30	0.3661	81	125	R1009.3
9.40	0.3701	81	125	R1009.4
9.50	0.3740	81	125	R1009.5
9.60	0.3780	87	133	R1009.6
9.70	0.3819	87	133	R1009.7
9.80	0.3858	87	133	R1009.8
9.90	0.3898	87	133	R1009.9
10.00	0.3937	87	133	R10010.0
10.20	0.4016	87	133	R10010.2
10.50	0.4134	87	133	R10010.5
11.00	0.4331	94	142	R10011.0
11.50	0.4528	94	142	R10011.5
12.00	0.4724	101	151	R10012.0
13.00	0.5118	101	151	R10013.0
14.00	0.5512	108	160	R10014.0

DORMER

R510 HM DIN 338 4XD 130° TiN N S.P.

R510

- CDX Korta solida HM-borrar
- CDX Porat, pitkät
- CDX, kort HM-bor
- CDX Korte Bor

R510																	
■	1.1	1.2	1.3	1.4	1.5	1.6	3.1	3.2	3.3	3.4	7.1	7.2	7.3	7.4	8.1	8.2	
●	1.7	1.8	2.1	4.1	5.1												

R510

CDX

3.00 - 14.25

d_1 Øh_7 Inch	d_1 Øh_7 mm	d_1 decimal Inch	l_2 mm	l_1 mm	R510
	3.00	0.1181	33	61	R5103.0
1/8	3.18	0.1252	36	65	R5101/8
	3.20	0.1260	36	65	R5103.2
	3.30	0.1299	36	65	R5103.3
	3.40	0.1339	39	70	R5103.4
	3.50	0.1378	39	70	R5103.5
9/64	3.57	0.1406	39	70	R5109/64
	3.70	0.1457	39	70	R5103.7
	3.90	0.1535	43	75	R5103.9
5/32	3.97	0.1563	43	75	R5105/32
	4.00	0.1575	43	75	R5104.0
	4.10	0.1614	43	75	R5104.1
	4.20	0.1654	43	75	R5104.2
	4.30	0.1693	47	80	R5104.3
11/64	4.37	0.1720	47	80	R51011/64
	4.50	0.1772	47	80	R5104.5
	4.60	0.1811	47	80	R5104.6
	4.70	0.1850	47	80	R5104.7
3/16	4.76	0.1874	52	86	R5103/16
	4.90	0.1929	52	86	R5104.9
	5.00	0.1969	52	86	R5105.0
	5.10	0.2008	52	86	R5105.1
13/64	5.16	0.2031	52	86	R51013/64
	5.50	0.2165	57	93	R5105.5
7/32	5.56	0.2189	57	93	R5107/32
	5.60	0.2205	57	93	R5105.6
	5.70	0.2244	57	93	R5105.7
	6.00	0.2362	57	93	R5106.0
15/64	5.95	0.2343	57	93	R51015/64
1/4	6.35	0.2500	63	101	R5101/4
	6.50	0.2559	63	101	R5106.5
	6.60	0.2598	63	101	R5106.6
17/64	6.75	0.2657	69	109	R51017/64
	6.80	0.2677	69	109	R5106.8
	6.90	0.2717	69	109	R5106.9
	7.00	0.2756	69	109	R5107.0

d_1 Øh$_7$ Inch	d_1 Øh$_7$ mm	d_1 decimal Inch	l_2 mm	l_1 mm	R510
9/32	7.14	0.2811	69	109	R5109/32
	7.30	0.2874	69	109	R5107.3
	7.40	0.2913	69	109	R5107.4
	7.50	0.2953	69	109	R5107.5
19/64	7.54	0.2969	75	117	R51019/64
	7.80	0.3071	75	117	R5107.8
	7.90	0.3110	75	117	R5107.9
5/16	7.94	0.3126	75	117	R5105/16
	8.00	0.3150	75	117	R5108.0
21/64	8.33	0.3280	75	117	R51021/64
	8.50	0.3346	75	117	R5108.5
	8.70	0.3425	81	125	R5108.7
11/32	8.73	0.3437	81	125	R51011/32
	8.80	0.3465	81	125	R5108.8
	9.00	0.3543	81	125	R5109.0
23/64	9.13	0.3594	81	125	R51023/64
	9.20	0.3622	81	125	R5109.2
	9.30	0.3661	81	125	R5109.3
	9.40	0.3701	81	125	R5109.4
	9.50	0.3740	81	125	R5109.5
3/8	9.52	0.3748	87	133	R5103/8
	9.90	0.3898	87	133	R5109.9
25/64	9.92	0.3906	87	133	R51025/64
	10.00	0.3937	87	133	R51010.0
	10.20	0.4016	87	133	R51010.2
	10.30	0.4055	87	133	R51010.3
13/32	10.32	0.4063	87	133	R51013/32
	10.40	0.4094	87	133	R51010.4
	10.50	0.4134	87	133	R51010.5
27/64	10.72	0.4220	94	142	R51027/64
	10.80	0.4252	94	142	R51010.8
	11.00	0.4331	94	142	R51011.0
7/16	11.11	0.4374	94	142	R5107/16
	11.20	0.4409	94	142	R51011.2
	11.50	0.4528	94	142	R51011.5
29/64	11.51	0.4531	94	142	R51029/64
15/32	11.91	0.4689	101	151	R51015/32
	12.00	0.4724	101	151	R51012.0
31/64	12.30	0.4843	101	151	R51031/64
1/2	12.70	0.5000	101	151	R5101/2
	13.00	0.5118	101	151	R51013.0
	14.00	0.5512	108	160	R51014.0
	14.25	0.5610	114	169	R51014.25

DORMER

R454 HM | DIN 6537 L | 5XD | 140° | TiAlN | DIN 6535HA | N

R453 HM | DIN 6537 L | 5XD | 140° | TiAlN | DIN 6535HA | N

R454

- MP-X Långa Borrar 5XD
- MP-X porat, pitkät 5XD
- MP-X standard bor 5XD
- MP-X Lange bor 5XD

R453

- MP-X Långa borrar - invändig kylkanal 5XD
- MP-X pitkät porat, jäähdytyskanavat 5XD
- MP-X standard bor m/kjølekanal 5XD
- MP-X Lange bor med invendig kølekanal 5XD

R454	■	1.1 1.2 1.3 1.4 1.5 1.6 1.7 1.8 2.1 2.2 2.3 3.1 3.2 3.3 3.4 6.1 6.2 6.3 7.1 7.2 7.3 7.4
	●	2.4 4.1 4.2 4.3 6.4
R453	■	1.1 1.2 1.3 1.4 1.5 1.6 1.7 1.8 2.1 2.2 3.1 3.2 3.3 3.4 4.1 4.2 4.3 6.1 6.2 6.3 6.4 7.1 7.2 7.3 7.4
	●	2.3 2.4

d_1 Ø Inch	d_1 Øm_7 mm	d_1 decimal Inch	l_2 mm	l_1 mm	l_3 mm	d_2 Øh_6 mm	R454	R453
	3.00	0.1181	28	66	36	6	R4543.0	R4533.0
	3.10	0.1220	28	66	36	6	R4543.1	R4533.1
1/8	3.18	0.1252	28	66	36	6	R4541/8	R4531/8
	3.20	0.1260	28	66	36	6	R4543.2	R4533.2
	3.30	0.1299	28	66	36	6	R4543.3	R4533.3
	3.40	0.1339	28	66	36	6	R4543.4	R4533.4
	3.50	0.1378	28	66	36	6	R4543.5	R4533.5
9/64	3.57	0.1406	28	66	36	6	R4549/64	R4539/64
	3.60	0.1417	28	66	36	6	R4543.6	R4533.6
	3.70	0.1457	28	66	36	6	R4543.7	R4533.7
	3.80	0.1496	36	74	36	6	R4543.8	R4533.8
	3.90	0.1535	36	74	36	6	R4543.9	R4533.9
5/32	3.97	0.1563	36	74	36	6	R4545/32	R4535/32
	4.00	0.1575	36	74	36	6	R4544.0	R4534.0
	4.05	0.1594	36	74	36	6		R4534.05
	4.10	0.1614	36	74	36	6	R4544.1	R4534.1
	4.20	0.1654	36	74	36	6	R4544.2	R4534.2
	4.30	0.1693	36	74	36	6	R4544.3	R4534.3

d_1 Ø Inch	d_1 Øm_7 mm	d_1 decimal Inch	l_2 mm	l_1 mm	l_3 mm	d_2 Øh_6 mm	R454	R453
11/64	4.37	0.1720	36	74	36	6	R45411/64	R45311/64
	4.40	0.1732	36	74	36	6	R4544.4	R4534.4
	4.50	0.1772	36	74	36	6	R4544.5	R4534.5
	4.60	0.1811	36	74	36	6	R4544.6	R4534.6
	4.70	0.1850	36	74	36	6	R4544.7	R4534.7
3/16	4.76	0.1874	44	82	36	6	R4543/16	R4533/16
	4.80	0.1890	44	82	36	6	R4544.8	R4534.8
	4.90	0.1929	44	82	36	6	R4544.9	R4534.9
	5.00	0.1969	44	82	36	6	R4545.0	R4535.0
	5.05	0.1988	44	82	36	6		R4535.05
	5.10	0.2008	44	82	36	6	R4545.1	R4535.1
13/64	5.16	0.2031	44	82	36	6	R45413/64	R45313/64
	5.20	0.2047	44	82	36	6	R4545.2	R4535.2
	5.50	0.2165	44	82	36	6	R4545.5	R4535.5
7/32	5.56	0.2189	44	82	36	6	R4547/32	R4537/32
	5.60	0.2205	44	82	36	6	R4545.6	R4535.6
	5.70	0.2244	44	82	36	6	R4545.7	R4535.7
	5.80	0.2283	44	82	36	6	R4545.8	R4535.8
15/64	5.95	0.2343	44	82	36	6	R45415/64	R45315/64
	6.00	0.2362	44	82	36	6	R4546.0	R4536.0
	6.05	0.2382	53	91	36	8		R4536.05
	6.10	0.2402	53	91	36	8	R4546.1	R4536.1
	6.20	0.2441	53	91	36	8	R4546.2	R4536.2
	6.30	0.2480	53	91	36	8	R4546.3	R4536.3
1/4	6.35	0.2500	53	91	36	8	R4541/4	R4531/4
	6.40	0.2520	53	91	36	8	R4546.4	R4536.4
	6.50	0.2559	53	91	36	8	R4546.5	R4536.5
	6.60	0.2598	53	91	36	8	R4546.6	R4536.6
	6.70	0.2638	53	91	36	8	R4546.7	R4536.7
17/64	6.75	0.2657	53	91	36	8	R45417/64	R45317/64
	6.80	0.2677	53	91	36	8	R4546.8	R4536.8
	6.90	0.2717	53	91	36	8	R4546.9	R4536.9
	7.00	0.2756	53	91	36	8	R4547.0	R4537.0
	7.10	0.2795	53	91	36	8	R4547.1	R4537.1
9/32	7.14	0.2811	53	91	36	8	R4549/32	R4539/32
	7.30	0.2874	53	91	36	8	R4547.3	R4537.3
	7.40	0.2913	53	91	36	8	R4547.4	R4537.4
	7.50	0.2953	53	91	36	8	R4547.5	R4537.5
19/64	7.54	0.2969	53	91	36	8	R45419/64	R45319/64
	7.60	0.2992	53	91	36	8	R4547.6	R4537.6
	7.70	0.3031	53	91	36	8	R4547.7	R4537.7
	7.80	0.3071	53	91	36	8	R4547.8	R4537.8
	7.90	0.3110	53	91	36	8	R4547.9	R4537.9
5/16	7.94	0.3126	53	91	36	8	R4545/16	R4535/16
	8.00	0.3150	53	91	36	8	R4548.0	R4538.0
	8.05	0.3169	61	103	40	10		R4538.05
	8.10	0.3189	61	103	40	10	R4548.1	R4538.1
	8.20	0.3228	61	103	40	10	R4548.2	R4538.2
21/64	8.33	0.3280	61	103	40	10	R45421/64	R45321/64
	8.40	0.3307	61	103	40	10	R4548.4	R4538.4
	8.50	0.3346	61	103	40	10	R4548.5	R4538.5
	8.60	0.3386	61	103	40	10	R4548.6	R4538.6
	8.70	0.3425	61	103	40	10	R4548.7	R4538.7
11/32	8.73	0.3437	61	103	40	10	R45411/32	R45311/32
	8.80	0.3465	61	103	40	10	R4548.8	R4538.8
	8.90	0.3504	61	103	40	10	R4548.9	R4538.9
	9.00	0.3543	61	103	40	10	R4549.0	R4539.0
	9.10	0.3583	61	103	40	10	R4549.1	R4539.1
23/64	9.13	0.3594	61	103	40	10	R45423/64	R45323/64
	9.30	0.3661	61	103	40	10	R4549.3	R4539.3
	9.40	0.3701	61	103	40	10	R4549.4	R4539.4
	9.50	0.3740	61	103	40	10	R4549.5	R4539.5
3/8	9.52	0.3748	61	103	40	10	R4543/8	R4533/8
	9.60	0.3780	61	103	40	10	R4549.6	R4539.6
	9.70	0.3819	61	103	40	10	R4549.7	R4539.7
	9.80	0.3858	61	103	40	10	R4549.8	R4539.8
	9.90	0.3898	61	103	40	10	R4549.9	R4539.9
25/64	9.92	0.3906	61	103	40	10	R45425/64	R45325/64
	10.00	0.3937	61	103	40	10	R45410.0	R45310.0
	10.05	0.3957	70	118	45	12		R45310.05

DORMER

d_1 Ø Inch	d_1 Øm_7 mm	d_1 decimal Inch	l_2 mm	l_1 mm	l_3 mm	d_2 Øh_6 mm	R454	R453
	10.10	0.3976	70	118	45	12	R45410.1	R45310.1
	10.20	0.4016	70	118	45	12	R45410.2	R45310.2
	10.30	0.4055	70	118	45	12	R45410.3	R45310.3
13/32	10.32	0.4063	70	118	45	12	R45413/32	R45313/32
	10.40	0.4094	70	118	45	12	R45410.4	R45310.4
	10.50	0.4134	70	118	45	12	R45410.5	R45310.5
	10.60	0.4173	70	118	45	12	R45410.6	R45310.6
27/64	10.72	0.4220	70	118	45	12	R45427/64	R45327/64
	11.00	0.4331	70	118	45	12	R45411.0	R45311.0
7/16	11.11	0.4374	70	118	45	12	R4547/16	R4537/16
	11.20	0.4409	70	118	45	12	R45411.2	R45311.2
	11.40	0.4488	70	118	45	12	R45411.4	R45311.4
	11.50	0.4528	70	118	45	12	R45411.5	R45311.5
29/64	11.51	0.4531	70	118	45	12	R45429/64	R45329/64
	11.60	0.4567	70	118	45	12	R45411.6	R45311.6
	11.80	0.4646	70	118	45	12	R45411.8	R45311.8
15/32	11.91	0.4689	70	118	45	12	R45415/32	R45315/32
	12.00	0.4724	70	118	45	12	R45412.0	R45312.0
	12.05	0.4744	76	124	45	14		R45312.05
	12.10	0.4764	76	124	45	14	R45412.1	
	12.20	0.4803	76	124	45	14	R45412.2	R45312.2
31/64	12.30	0.4843	76	124	45	14	R45431/64	R45331/64
	12.50	0.4921	76	124	45	14	R45412.5	R45312.5
	12.70	0.5000	76	124	45	14	R45412.7	R45312.7
1/2	12.70	0.5000	76	124	45	14	R4541/2	R4531/2
	12.80	0.5039	76	124	45	14	R45412.8	R45312.8
	13.00	0.5118	76	124	45	14	R45413.0	R45313.0
33/64	13.10	0.5157	76	124	45	14	R45433/64	R45333/64
17/32	13.49	0.5311	76	124	45	14	R45417/32	R45317/32
	13.50	0.5315	76	124	45	14	R45413.5	R45313.5
	13.80	0.5433	76	124	45	14	R45413.8	R45313.8
35/64	13.89	0.5469	76	124	45	14	R45435/64	R45335/64
	14.00	0.5512	76	124	45	14	R45414.0	R45314.0
	14.25	0.5610	82	133	48	16	R45414.25	R45314.25
9/16	14.29	0.5626	82	133	48	16	R4549/16	R4539/16
	14.50	0.5709	82	133	48	16	R45414.5	R45314.5
37/64	14.68	0.5780	82	133	48	16	R45437/64	R45337/64
	14.80	0.5827	82	133	48	16	R45414.8	R45314.8
	15.00	0.5906	82	133	48	16	R45415.0	R45315.0
19/32	15.08	0.5937	82	133	48	16	R45419/32	R45319/32
	15.10	0.5945	82	133	48	16	R45415.1	R45315.1
39/64	15.48	0.6094	82	133	48	16	R45439/64	R45339/64
	15.50	0.6102	82	133	48	16	R45415.5	R45315.5
	15.80	0.6220	82	133	48	16	R45415.8	R45315.8
5/8	15.88	0.6252	82	133	48	16	R4545/8	R4535/8
	16.00	0.6299	82	133	48	16	R45416.0	R45316.0
41/64	16.27	0.6406	91	143	48	18	R45441/64	R45341/64
	16.50	0.6496	91	143	48	18	R45416.5	R45316.5
21/32	16.67	0.6563	91	143	48	18	R45421/32	R45321/32
	17.00	0.6693	91	143	48	18	R45417.0	R45317.0
43/64	17.07	0.6720	91	143	48	18	R45443/64	R45343/64
11/16	17.46	0.6874	91	143	48	18	R45411/16	R45311/16
	17.50	0.6890	91	143	48	18	R45417.5	R45317.5
	17.80	0.7008	91	143	48	18	R45417.8	R45317.8
45/64	17.86	0.7031	91	143	48	18	R45445/64	R45345/64
	18.00	0.7087	91	143	48	18	R45418.0	R45318.0
23/32	18.26	0.7189	99	143	48	20		R45323/32
23/32	18.26	0.7189	99	153	50	20	R45423/32	
	18.50	0.7283	99	153	50	20	R45418.5	R45318.5
47/64	18.65	0.7343	99	153	50	20	R45447/64	R45347/64
	19.00	0.7480	99	153	50	20	R45419.0	R45319.0
3/4	19.05	0.7500	99	153	50	20	R4543/4	R4533/4
	19.50	0.7677	99	153	50	20	R45419.5	R45319.5
	19.80	0.7795	99	153	50	20	R45419.8	R45319.8
	20.00	0.7874	99	153	50	20	R45420.0	R45320.0

DORMER

R459 HM DORMER 8XD 140° TiAlN DIN 6535HA CTW S.P.

R459

- MP-X borrar - invändig kylkanal 8XD
- MP-X porat, jäähdytyskanavat 8XD
- MP-X lang bor m/kjølekanal 8XD
- MP-X bor Med invendig kølekanal 8XD

Tillgänglig i januari 2015
Saatavana 1.1.2015 alkaen
Tilgjengelig Januar 2015
Tilgængelige januar 2015

R459																
■	1.1	1.2	1.3	1.4	1.5	1.6	2.1	2.2	3.1	3.2	3.3	3.4	7.2	7.3	7.4	
■	2.3	6.1	6.2	6.3	6.4	7.1										

R459

MP-X

3.00 - 16.00

d_1 Øm_7 Inch	d_1 Øm_7 mm	d_1 decimal Inch	l_2 mm	l_1 mm	l_3 mm	d_2 Øh_6 mm	R459
	3.00	0.1181	37	79	36	6	R4593.0
	3.10	0.1220	37	79	36	6	R4593.1
1/8	3.18	0.1252	37	79	36	6	R4591/8
	3.20	0.1260	37	79	36	6	R4593.2
	3.30	0.1299	37	79	36	6	R4593.3
	3.40	0.1339	37	79	36	6	R4593.4
	3.50	0.1378	37	79	36	6	R4593.5
9/64	3.57	0.1406	37	79	36	6	R4599/64
	3.60	0.1417	37	79	36	6	R4593.6
	3.70	0.1457	37	79	36	6	R4593.7
	3.80	0.1496	48	90	36	6	R4593.8
	3.90	0.1535	48	90	36	6	R4593.9
5/32	3.97	0.1563	48	90	36	6	R4595/32
	4.00	0.1575	48	90	36	6	R4594.0
	4.10	0.1614	48	90	36	6	R4594.1
	4.20	0.1654	48	90	36	6	R4594.2
	4.30	0.1693	48	90	36	6	R4594.3
11/64	4.37	0.1720	48	90	36	6	R45911/64
	4.40	0.1732	48	90	36	6	R4594.4
	4.50	0.1772	48	90	36	6	R4594.5
	4.60	0.1811	48	90	36	6	R4594.6
	4.70	0.1850	62	104	36	6	R4594.7
3/16	4.76	0.1874	62	104	36	6	R4593/16
	4.80	0.1890	62	104	36	6	R4594.8
	4.90	0.1929	62	104	36	6	R4594.9
	5.00	0.1969	62	104	36	6	R4595.0
	5.10	0.2008	62	104	36	6	R4595.1
13/64	5.16	0.2031	62	104	36	6	R45913/64
	5.20	0.2047	62	104	36	6	R4595.2
	5.30	0.2087	62	104	36	6	R4595.3
	5.40	0.2126	62	104	36	6	R4595.4
	5.50	0.2165	62	104	36	6	R4595.5
7/32	5.56	0.2189	62	104	36	6	R4597/32
	5.60	0.2205	62	104	36	6	R4595.6

DORMER

d_1 Øm_7 Inch	d_1 Øm_7 mm	d_1 decimal Inch	l_2 mm	l_1 mm	l_3 mm	d_2 Øh_6 mm	R459
	5.70	0.2244	62	104	36	6	R4595.7
	5.80	0.2283	62	104	36	6	R4595.8
	5.90	0.2323	62	104	36	6	R4595.9
15/64	5.95	0.2343	62	104	36	6	R45915/64
	6.00	0.2362	62	104	36	6	R4596.0
	6.10	0.2402	84	126	36	8	R4596.1
	6.20	0.2441	84	126	36	8	R4596.2
	6.30	0.2480	84	126	36	8	R4596.3
1/4	6.35	0.2500	84	126	36	8	R4591/4
	6.40	0.2520	84	126	36	8	R4596.4
	6.50	0.2559	84	126	36	8	R4596.5
	6.60	0.2598	84	126	36	8	R4596.6
	6.70	0.2638	84	126	36	8	R4596.7
17/64	6.75	0.2657	84	126	36	8	R45917/64
	6.80	0.2677	84	126	36	8	R4596.8
	6.90	0.2717	84	126	36	8	R4596.9
	7.00	0.2756	84	126	36	8	R4597.0
	7.10	0.2795	84	126	36	8	R4597.1
9/32	7.14	0.2811	84	126	36	8	R4599/32
	7.20	0.2835	84	126	36	8	R4597.2
	7.30	0.2874	84	126	36	8	R4597.3
	7.40	0.2913	84	126	36	8	R4597.4
	7.50	0.2953	84	126	36	8	R4597.5
19/64	7.54	0.2969	84	126	36	8	R45919/64
	7.60	0.2992	84	126	36	8	R4597.6
	7.70	0.3031	84	126	36	8	R4597.7
	7.80	0.3071	84	126	36	8	R4597.8
	7.90	0.3110	84	126	36	8	R4597.9
5/16	7.94	0.3126	84	126	36	8	R4595/16
	8.00	0.3150	84	126	36	8	R4598.0
	8.10	0.3189	106	152	40	10	R4598.1
	8.20	0.3228	106	152	40	10	R4598.2
	8.30	0.3268	106	152	40	10	R4598.3
21/64	8.33	0.3280	106	152	40	10	R45921/64
	8.40	0.3307	106	152	40	10	R4598.4
	8.50	0.3346	106	152	40	10	R4598.5
	8.60	0.3386	106	152	40	10	R4598.6
	8.70	0.3425	106	152	40	10	R4598.7
11/32	8.73	0.3437	106	152	40	10	R45911/32
	8.80	0.3465	106	152	40	10	R4598.8
	8.90	0.3504	106	152	40	10	R4598.9
	9.00	0.3543	106	152	40	10	R4599.0
	9.10	0.3583	106	152	40	10	R4599.1
23/64	9.13	0.3594	106	152	40	10	R45923/64
	9.20	0.3622	106	152	40	10	R4599.2
	9.30	0.3661	106	152	40	10	R4599.3
	9.40	0.3701	106	152	40	10	R4599.4
	9.50	0.3740	106	152	40	10	R4599.5
3/8	9.53	0.3748	106	152	40	10	R4593/8
	9.60	0.3780	106	152	40	10	R4599.6
	9.70	0.3819	106	152	40	10	R4599.7
	9.80	0.3858	106	152	40	10	R4599.8
	9.90	0.3898	106	152	40	10	R4599.9
25/64	9.92	0.3906	106	152	40	10	R45925/64
	10.00	0.3937	106	152	40	10	R45910.0
	10.20	0.4016	128	180	45	12	R45910.2
	10.30	0.4055	128	180	45	12	R45910.3
13/32	10.32	0.4063	128	180	45	12	R45913/32
	10.40	0.4094	128	180	45	12	R45910.4
	10.50	0.4134	128	180	45	12	R45910.5
27/64	10.72	0.4220	128	180	45	12	R45927/64
	10.80	0.4252	128	180	45	12	R45910.8
	11.00	0.4331	128	180	45	12	R45911.0
7/16	11.11	0.4374	128	180	45	12	R4597/16
	11.20	0.4409	128	180	45	12	R45911.2
	11.30	0.4449	128	180	45	12	R45911.3
	11.50	0.4528	128	180	45	12	R45911.5
29/64	11.51	0.4531	128	180	45	12	R45929/64

d_1 Øm_7 Inch	d_1 Øm_7 mm	d_1 decimal Inch	l_2 mm	l_1 mm	l_3 mm	d_2 Øh_6 mm	R459
	11.80	0.4646	128	180	45	12	R45911.8
15/32	11.91	0.4689	128	180	45	12	R45915/32
	12.00	0.4724	128	180	45	12	R45912.0
	12.20	0.4803	151	202	48	14	R45912.2
31/64	12.30	0.4843	151	202	48	14	R45931/64
	12.50	0.4921	151	202	48	14	R45912.5
1/2	12.70	0.5000	151	202	48	14	R4591/2
	12.80	0.5039	151	202	48	14	R45912.8
	13.00	0.5118	151	202	48	14	R45913.0
33/64	13.10	0.5157	151	202	48	14	R45933/64
17/32	13.49	0.5311	151	202	48	14	R45917/32
	13.50	0.5315	151	202	48	14	R45913.5
35/64	13.89	0.5469	151	202	48	14	R45935/64
	14.00	0.5512	151	202	48	14	R45914.0
	14.25	0.5610	172	227	48	16	R45914.25
9/16	14.29	0.5626	172	227	48	16	R4599/16
	14.50	0.5709	172	227	48	16	R45914.5
37/64	14.68	0.5780	172	227	48	16	R45937/64
	15.00	0.5906	172	227	48	16	R45915.0
19/32	15.08	0.5937	172	227	48	16	R45919/32
	15.10	0.5945	172	227	48	16	R45915.1
39/64	15.48	0.6094	172	227	48	16	R45939/64
	15.50	0.6102	172	227	48	16	R45915.5
5/8	15.88	0.6252	172	227	48	16	R4595/8
	16.00	0.6299	172	227	48	16	R45916.0

DORMER

A122 HSS DIN 1897 1XD 90°/ 120° N

A122

- NC - Centrerborrar
- NC-keskiöporat
- NC - Senterbor
- NC - Centrerbor

Totallängd enl DIN 1897
Kokonaispituus DIN 1897 mukaan
Totallengde lik DIN 1897
Totallængde i følge DIN 1897

A122																					
■	1.1	1.2	1.3	6.1	6.2	6.3	6.4	7.1	7.2												
●	1.4	1.5	1.6	2.1	2.2	2.3	3.1	3.2	3.3	3.4	4.1	4.2	4.3	5.1	5.2	5.3	7.3	7.4	8.1	8.2	
	8.3	9.1																			



A122

6.00 - 20.00

d_1 Øh_8 mm	d_1 decimal Inch	l_2 mm	l_1 mm	A122
6.00	0.2362	30	66	A1226.0X90
6.00	0.2362	30	66	A1226.0X120
8.00	0.3150	33	79	A1228.0X90
8.00	0.3150	33	79	A1228.0X120
10.00	0.3937	35	89	A12210.0X90
10.00	0.3937	35	89	A12210.0X120
12.00	0.4724	40	102	A12212.0X90
12.00	0.4724	40	102	A12212.0X120
16.00	0.6299	40	115	A12216.0X90
16.00	0.6299	40	115	A12216.0X120
20.00	0.7874	55	131	A12220.0X90
20.00	0.7874	55	131	A12220.0X120

A120	HSS	DIN 1897	2.5XD	135°	ST		N			
A022	HSS	DIN ANSI	2.5XD	135°	TiN		N		A088 119	L115 308
A620	HSS-E	DIN 1897	2.5XD	130°	Bronze		N			
A117	HSS-E	DIN 1897	2.5XD	135°	Bronze		N			

A120

- Extra Korta Borrar — Blank under 1,0mm. 118° spets upp till 2,9mm och över 13,0mm
- Erittäin lyhyet porat — Halk. < 1,0 mm: -kirkkaita. Halk. < 2,9 mm ja > 13,0 mm: -kärkikulma 118°.
- Ekstra Korte Bor — Blank under 1,0mm. 118° spiss opp til 2,9mm og over 13,0mm
- Ekstra Korte Bor — Blank under 1,0mm. 118° spids op til 2,9mm og over 13,0mm

A022

- 022 Extra Korta Borrar — Obelagd under 2,0mm, Tin-topp och korsspetsad från och med 2,0mm
- 022 Erittäin lyhyet porat — Halkaisijat < 2 mm -kirkkaat, 2 mm ja yli TiN-kärki ja ristiteroitus
- 022 Ekstra Korte Bor — Ubelagt under 2,0 mm, Tin-topp og kryss slipet fra og med 2,0mm
- 022 Ekstra Korte Bor — Blank under 2,0 mm, TIN spids og special spids fra 2,0 mm og større

A620

- Extra Korta Borrar
- Erittäin lyhyet porat
- Ekstra Korte Bor
- Ekstra Korte Bor

A117

- Extra Korta Borrar — 118° spets upp till 1,5mm
- Erittäin lyhyet porat — Halkaisijat <= 1,5 mm: -kärkikulma 118°
- Ekstra Korte Bor — 118° spiss opp til 1,5mm
- Ekstra Korte Bor — 118 spids op til 1,5mm

A120	■	1.1 1.2 1.3 1.4 2.1 3.1 3.2 3.3 4.1
	•	1.5 1.6 2.2 2.3 3.4 4.2 4.3 5.1 5.2 5.3 6.1 6.2 6.3 6.4 7.1 7.2 7.3 7.4 8.1 8.2 8.3 9.1
A022	■	1.1 1.2 1.3 1.4 1.5 2.1 3.1 3.2 3.3 4.1 7.1 7.2 7.3
	•	1.6 2.2 2.3 3.4 4.2 4.3 5.1 5.2 5.3 6.1 6.2 6.3 6.4 7.4 8.1 8.2 8.3 9.1
A620	■	2.1 2.2 2.3
	•	1.1 1.2 1.3 1.4 1.5 1.6 3.1 3.2 3.3 3.4 4.1 4.2 4.3 5.1 5.2 5.3 6.1 6.2 6.3 6.4 7.1 7.2 7.3 7.4 8.1 8.2 8.3
A117	■	1.5 1.6 2.1 2.2 2.3 3.4 4.1 4.2 4.3 5.1 5.2 5.3 9.1
	•	1.1 1.2 1.3 1.4 3.1 3.2 3.3 6.1 6.2 6.3 6.4 7.1 7.2 7.3 7.4 8.1 8.2 8.3

DORMER



A120	A022	A620	A117
0.50 - 25.00	0.50 - 16.00	2.50 - 13.00	1.00 - 13.00

d_1 Øh_8 Inch	d_1 Øh_8 mm	d_1 decimal Inch	l_2 mm	l_1 mm	A120	A022	A620	A117
	0.50	0.0197	3	20	A120.5	A022.5		
	0.60	0.0236	3.5	21	A120.6	A022.6		
	0.70	0.0276	4.5	23	A120.7	A022.7		
1/32	0.79	0.0311	5	24	A1201/32			
1/32	0.79	0.0311	13	35		A0221/32		
	0.80	0.0315	5	24	A120.8	A022.8		
	0.90	0.0354	5.5	25	A120.9	A022.9		
	1.00	0.0394	6	26	A1201.0	A0221.0		A1171.0
	1.10	0.0433	7	28	A1201.1	A0221.1		A1171.1
3/64	1.19	0.0469	8	30	A1203/64			
3/64	1.19	0.0469	13	35		A0223/64		
	1.20	0.0472	8	30	A1201.2	A0221.2		A1171.2
	1.30	0.0512	8	30	A1201.3	A0221.3		A1171.3
	1.40	0.0551	9	32	A1201.4	A0221.4		A1171.4
	1.50	0.0591	9	32	A1201.5	A0221.5		A1171.5
1/16	1.59	0.0626	10	34	A1201/16			
1/16	1.59	0.0626	16	41		A0221/16		
	1.60	0.0630	10	34	A1201.6	A0221.6		A1171.6
	1.70	0.0669	10	34	A1201.7	A0221.7		A1171.7
	1.80	0.0709	11	36	A1201.8	A0221.8		A1171.8
	1.90	0.0748	11	36	A1201.9	A0221.9		A1171.9
5/64	1.98	0.0780	12	38	A1205/64			
5/64	1.98	0.0780	17	43		A0225/64		
	2.00	0.0787	12	38	A1202.0	A0222.0		A1172.0
	2.10	0.0827	12	38	A1202.1	A0222.1		A1172.1
	2.20	0.0866	13	40	A1202.2	A0222.2		A1172.2
	2.25	0.0886	13	40	A1202.25	A0222.25		
	2.30	0.0906	13	40	A1202.3	A0222.3		A1172.3
3/32	2.38	0.0937	14	43	A1203/32			
3/32	2.38	0.0937	20	45		A0223/32		
	2.40	0.0945	14	43	A1202.4	A0222.4		A1172.4
	2.50	0.0984	14	43	A1202.5	A0222.5	A6202.5	A1172.5
	2.60	0.1024	14	43	A1202.6	A0222.6	A6202.6	A1172.6
	2.65	0.1043	14	43	A1202.65	A0222.65		
	2.70	0.1063	16	46	A1202.7	A0222.7	A6202.7	A1172.7
7/64	2.78	0.1094	16	46	A1207/64			
7/64	2.78	0.1094	22	47		A0227/64		
	2.80	0.1102	16	46	A1202.8	A0222.8	A6202.8	A1172.8
	2.90	0.1142	16	46	A1202.9	A0222.9	A6202.9	A1172.9
	3.00	0.1181	16	46	A1203.0	A0223.0	A6203.0	A1173.0
	3.10	0.1220	18	49	A1203.1	A0223.1	A6203.1	A1173.1
1/8	3.18	0.1252	18	49	A1201/8			A1171/8
1/8	3.18	0.1252	23	49		A0221/8		
	3.20	0.1260	18	49	A1203.2	A0223.2	A6203.2	A1173.2
	3.25	0.1280	18	49	A1203.25	A0223.25		
	3.30	0.1299	18	49	A1203.3	A0223.3	A6203.3	A1173.3
	3.40	0.1339	20	52	A1203.4	A0223.4	A6203.4	A1173.4
	3.50	0.1378	20	52	A1203.5	A0223.5	A6203.5	A1173.5
9/64	3.57	0.1406	20	52	A1209/64			
9/64	3.57	0.1406	25	50		A0229/64		
	3.60	0.1417	20	52	A1203.6	A0223.6	A6203.6	A1173.6
		0.1417	20	52				
	3.70	0.1457	20	52	A1203.7	A0223.7	A6203.7	A1173.7
	3.80	0.1496	22	55	A1203.8	A0223.8	A6203.8	A1173.8

d_1 Øh_8 Inch	d_1 Øh_8 mm	d_1 decimal Inch	l_2 mm	l_1 mm	A120	A022	A620	A117
	3.90	0.1535	22	55	A1203.9	A0223.9	A6203.9	A1173.9
5/32	3.97	0.1563	22	55	A1205/32			A1175/32
5/32	3.97	0.1563	26	53		A0225/32		
	4.00	0.1575	22	55	A1204.0	A0224.0	A6204.0	A1174.0
	4.10	0.1614	22	55	A1204.1	A0224.1	A6204.1	A1174.1
	4.20	0.1654	22	55	A1204.2	A0224.2	A6204.2	A1174.2
	4.30	0.1693	24	58	A1204.3	A0224.3	A6204.3	A1174.3
11/64	4.37	0.1720	24	58	A12011/64			
11/64	4.37	0.1720	28	55		A02211/64		
	4.40	0.1732	24	58	A1204.4	A0224.4	A6204.4	A1174.4
	4.50	0.1772	24	58	A1204.5	A0224.5	A6204.5	A1174.5
	4.60	0.1811	24	58	A1204.6	A0224.6	A6204.6	A1174.6
	4.70	0.1850	24	58	A1204.7	A0224.7	A6204.7	A1174.7
3/16	4.76	0.1874	26	62	A1203/16			A1173/16
3/16	4.76	0.1874	30	57		A0223/16		
	4.80	0.1890	26	62	A1204.8	A0224.8	A6204.8	A1174.8
	4.90	0.1929	26	62	A1204.9	A0224.9	A6204.9	A1174.9
	5.00	0.1969	26	62	A1205.0	A0225.0	A6205.0	A1175.0
	5.10	0.2008	26	62	A1205.1	A0225.1	A6205.1	A1175.1
13/64	5.16	0.2031	26	62	A12013/64			
13/64	5.16	0.2031	31	58		A02213/64		
	5.20	0.2047	26	62	A1205.2	A0225.2	A6205.2	A1175.2
	5.30	0.2087	26	62	A1205.3	A0225.3	A6205.3	A1175.3
	5.40	0.2126	28	66	A1205.4	A0225.4	A6205.4	A1175.4
	5.50	0.2165	28	66	A1205.5	A0225.5	A6205.5	A1175.5
7/32	5.56	0.2189	28	66	A1207/32			
7/32	5.56	0.2189	33	61		A0227/32		
	5.60	0.2205	28	66	A1205.6	A0225.6	A6205.6	A1175.6
	5.70	0.2244	28	66	A1205.7	A0225.7	A6205.7	A1175.7
	5.80	0.2283	28	66	A1205.8	A0225.8	A6205.8	A1175.8
	5.90	0.2323	28	66	A1205.9	A0225.9	A6205.9	A1175.9
15/64	5.95	0.2343	28	66	A12015/64			
15/64	5.95	0.2343	34	63		A02215/64		
	6.00	0.2362	28	66	A1206.0	A0226.0	A6206.0	A1176.0
	6.10	0.2402	31	70	A1206.1	A0226.1	A6206.1	A1176.1
	6.20	0.2441	31	70	A1206.2	A0226.2	A6206.2	A1176.2
	6.30	0.2480	31	70	A1206.3	A0226.3	A6206.3	A1176.3
1/4	6.35	0.2500	31	70	A1201/4			A1171/4
1/4	6.35	0.2500	36	65		A0221/4		
	6.40	0.2520	31	70	A1206.4	A0226.4	A6206.4	A1176.4
	6.50	0.2559	31	70	A1206.5	A0226.5	A6206.5	A1176.5
	6.60	0.2598	31	70	A1206.6	A0226.6	A6206.6	A1176.6
	6.70	0.2638	31	70	A1206.7	A0226.7	A6206.7	A1176.7
	6.80	0.2677	34	74	A1206.8	A0226.8	A6206.8	A1176.8
	6.90	0.2717	34	74	A1206.9	A0226.9	A6206.9	A1176.9
	7.00	0.2756	34	74	A1207.0	A0227.0	A6207.0	A1177.0
	7.10	0.2795	34	74	A1207.1	A0227.1	A6207.1	A1177.1
9/32	7.14	0.2811	34	74	A1209/32			
9/32	7.14	0.2811	40	70		A0229/32		
	7.20	0.2835	34	74	A1207.2	A0227.2	A6207.2	A1177.2
	7.30	0.2874	34	74	A1207.3	A0227.3	A6207.3	A1177.3
	7.40	0.2913	34	74	A1207.4	A0227.4	A6207.4	A1177.4
	7.50	0.2953	34	74	A1207.5	A0227.5	A6207.5	A1177.5
	7.60	0.2992	37	79	A1207.6	A0227.6	A6207.6	A1177.6
	7.70	0.3031	37	79	A1207.7	A0227.7	A6207.7	A1177.7
	7.80	0.3071	37	79	A1207.8	A0227.8	A6207.8	A1177.8
	7.90	0.3110	37	79	A1207.9	A0227.9	A6207.9	A1177.9
5/16	7.94	0.3126	37	79	A1205/16			A1175/16
5/16	7.94	0.3126	43	73		A0225/16		
	8.00	0.3150	37	79	A1208.0	A0228.0	A6208.0	A1178.0
	8.10	0.3189	37	79	A1208.1	A0228.1	A6208.1	A1178.1
	8.20	0.3228	37	79	A1208.2	A0228.2	A6208.2	A1178.2
	8.30	0.3268	37	79	A1208.3	A0228.3	A6208.3	A1178.3
	8.40	0.3307	37	79	A1208.4	A0228.4	A6208.4	A1178.4
	8.50	0.3346	37	79	A1208.5	A0228.5	A6208.5	A1178.5
	8.60	0.3386	40	84	A1208.6	A0228.6	A6208.6	A1178.6
	8.70	0.3425	40	84	A1208.7	A0228.7	A6208.7	A1178.7
11/32	8.73	0.3437	40	84	A12011/32			

DORMER

d_1 $Øh_8$ Inch	d_1 $Øh_8$ mm	d_1 decimal Inch	l_2 mm	l_1 mm	A120	A022	A620	A117
11/32	8.73	0.3437	45	78		A02211/32		
	8.80	0.3465	40	84	A1208.8	A0228.8	A6208.8	A1178.8
	8.90	0.3504	40	84	A1208.9	A0228.9	A6208.9	A1178.9
	9.00	0.3543	40	84	A1209.0	A0229.0	A6209.0	A1179.0
	9.10	0.3583	40	84	A1209.1	A0229.1	A6209.1	A1179.1
	9.20	0.3622	40	84	A1209.2	A0229.2	A6209.2	A1179.2
	9.30	0.3661	40	84	A1209.3	A0229.3	A6209.3	A1179.3
	9.40	0.3701	40	84	A1209.4	A0229.4	A6209.4	A1179.4
	9.50	0.3740	40	84	A1209.5	A0229.5	A6209.5	A1179.5
3/8	9.52	0.3748	43	89	A1203/8			A1173/8
3/8	9.52	0.3748	48	81		A0223/8		
	9.60	0.3780	43	89	A1209.6	A0229.6	A6209.6	A1179.6
	9.70	0.3819	43	89	A1209.7	A0229.7	A6209.7	A1179.7
	9.80	0.3858	43	89	A1209.8	A0229.8	A6209.8	A1179.8
	9.90	0.3898	43	89	A1209.9	A0229.9	A6209.9	A1179.9
	10.00	0.3937	43	89	A12010.0	A02210.0	A62010.0	A11710.0
	10.10	0.3976	43	89	A12010.1	A02210.1		
	10.20	0.4016	43	89	A12010.2	A02210.2	A62010.2	A11710.2
	10.30	0.4055	43	89	A12010.3	A02210.3	A62010.3	
13/32	10.32	0.4063	43	89	A12013/32			
13/32	10.32	0.4063	51	86		A02213/32		
	10.40	0.4094	43	89	A12010.4	A02210.4	A62010.4	
	10.50	0.4134	43	89	A12010.5	A02210.5	A62010.5	A11710.5
	10.60	0.4173	43	89	A12010.6	A02210.6		
	10.70	0.4213	47	95	A12010.7	A02210.7		
	10.80	0.4252	47	95	A12010.8	A02210.8	A62010.8	
	10.90	0.4291	47	95	A12010.9	A02210.9		
	11.00	0.4331	47	95	A12011.0	A02211.0	A62011.0	A11711.0
	11.10	0.4370	47	95	A12011.1	A02211.1		
7/16	11.11	0.4374	47	95	A1207/16			
7/16	11.11	0.4374	54	89		A0227/16		
	11.20	0.4409	47	95	A12011.2	A02211.2		
	11.30	0.4449	47	95	A12011.3	A02211.3		
	11.50	0.4528	47	95	A12011.5	A02211.5	A62011.5	A11711.5
	11.60	0.4567	47	95	A12011.6	A02211.6		
	11.70	0.4606	47	95	A12011.7	A02211.7		
	11.80	0.4646	47	95	A12011.8	A02211.8		
	11.90	0.4685	51	102	A12011.9	A02211.9		
	12.00	0.4724	51	102	A12012.0	A02212.0	A62012.0	A11712.0
	12.10	0.4764	51	102	A12012.1	A02212.1		
	12.20	0.4803	51	102	A12012.2	A02212.2	A62012.2	
	12.50	0.4921	51	102	A12012.5	A02212.5	A62012.5	
1/2	12.70	0.5000	51	102	A1201/2			A1171/2
1/2	12.70	0.5000	60	98		A0221/2		
	12.80	0.5039	51	102			A62012.8	
	13.00	0.5118	51	102	A12013.0	A02213.0	A62013.0	A11713.0
	13.50	0.5315	54	107	A12013.5	A02213.5		
	14.00	0.5512	54	107	A12014.0	A02214.0		
9/16	14.29	0.5626	56	111	A1209/16			
9/16	14.29	0.5626	67	105		A0229/16		
	14.50	0.5709	56	111	A12014.5	A02214.5		
	15.00	0.5906	56	111	A12015.0	A02215.0		
	15.50	0.6102	58	115	A12015.5	A02215.5		
5/8	15.88	0.6252	58	115	A1205/8			
5/8	15.88	0.6252	73	111		A0225/8		
	16.00	0.6299	58	115	A12016.0	A02216.0		
	16.50	0.6496	60	119	A12016.5			
	17.00	0.6693	60	119	A12017.0			
11/16	17.46	0.6874	62	123	A12011/16			
	17.50	0.6890	62	123	A12017.5			
	18.00	0.7087	62	123	A12018.0			
	18.50	0.7283	64	127	A12018.5			
	19.00	0.7480	64	127	A12019.0			
3/4	19.05	0.7500	66	131	A1203/4			
	19.50	0.7677	66	131	A12019.5			
	20.00	0.7874	66	131	A12020.0			
	20.50	0.8071	68	136	A12020.5			
13/16	20.64	0.8126	68	136	A12013/16			

d_1 Øh_8 Inch	d_1 Øh_8 mm	d_1 decimal Inch	l_2 mm	l_1 mm	A120	A022	A620	A117
	21.00	0.8268	68	136	A12021.0			
	22.00	0.8661	70	141	A12022.0			
7/8	22.22	0.8748	70	141	A1207/8			
	23.00	0.9055	72	146	A12023.0			
15/16	23.81	0.9374	75	151	A12015/16			
	24.00	0.9449	75	151	A12024.0			
	25.00	0.9843	75	151	A12025.0			

DORMER

A520 HSS | DIN 1897 | 2.5XD | 130° | TiN

A520

- ADX Extra korta borrar, Cylindriskt skaft
- ADX Porat, erittäin lyhyet
- ADX ekstra korte bor. syl. feste
- ADX Ekstra korte bor. cyl. Skaft

A520	
■	1.1 1.2 1.3 1.4 1.5 2.1 2.2 2.3 3.1 3.2 3.3 3.4 4.1 4.2 6.2 6.3 7.2 7.3 7.4 8.2 8.3
●	1.6 4.3 5.1 5.2 5.3 6.1 6.4 7.1 8.1

A520

ADX

3.00 - 13.00

d_1 $Øh_8$ Inch	d_1 $Øh_8$ mm	d_1 decimal Inch	l_2 mm	l_1 mm	A520
	3.00	0.1181	16	46	A5203.0
	3.10	0.1220	18	49	A5203.1
1/8	3.18	0.1252	18	49	A5201/8
	3.20	0.1260	18	49	A5203.2
	3.30	0.1299	18	49	A5203.3
	3.40	0.1339	20	52	A5203.4
	3.50	0.1378	20	52	A5203.5
9/64	3.57	0.1406	20	52	A5209/64
	3.60	0.1417	20	52	A5203.6
	3.70	0.1457	20	52	A5203.7
	3.80	0.1496	22	55	A5203.8
	3.90	0.1535	22	55	A5203.9
5/32	3.97	0.1563	22	55	A5205/32
	4.00	0.1575	22	55	A5204.0
	4.10	0.1614	22	55	A5204.1
	4.20	0.1654	22	55	A5204.2
	4.30	0.1693	24	58	A5204.3
11/64	4.37	0.1720	24	58	A52011/64
	4.40	0.1732	24	58	A5204.4
	4.50	0.1772	24	58	A5204.5
	4.60	0.1811	24	58	A5204.6
	4.70	0.1850	24	58	A5204.7
3/16	4.76	0.1874	26	62	A5203/16
	4.80	0.1890	26	62	A5204.8
	4.90	0.1929	26	62	A5204.9
	5.00	0.1969	26	62	A5205.0
	5.10	0.2008	26	62	A5205.1
13/64	5.16	0.2031	26	62	A52013/64
	5.20	0.2047	26	62	A5205.2
	5.30	0.2087	26	62	A5205.3
	5.40	0.2126	28	66	A5205.4
	5.50	0.2165	28	66	A5205.5
7/32	5.56	0.2189	28	66	A5207/32
	5.60	0.2205	28	66	A5205.6
	5.70	0.2244	28	66	A5205.7
	5.80	0.2283	28	66	A5205.8

d_1 Øh_8 Inch	d_1 Øh_8 mm	d_1 decimal Inch	l_2 mm	l_1 mm	A520
	5.90	0.2323	28	66	A5205.9
15/64	5.95	0.2343	28	66	A52015/64
	6.00	0.2362	28	66	A5206.0
	6.10	0.2402	31	70	A5206.1
	6.20	0.2441	31	70	A5206.2
	6.30	0.2480	31	70	A5206.3
1/4	6.35	0.2500	31	70	A5201/4
	6.40	0.2520	31	70	A5206.4
	6.50	0.2559	31	70	A5206.5
	6.60	0.2598	31	70	A5206.6
	6.70	0.2638	31	70	A5206.7
17/64	6.75	0.2657	34	74	A52017/64
	6.80	0.2677	34	74	A5206.8
	6.90	0.2717	34	74	A5206.9
	7.00	0.2756	34	74	A5207.0
	7.10	0.2795	34	74	A5207.1
9/32	7.14	0.2811	34	74	A5209/32
	7.20	0.2835	34	74	A5207.2
	7.30	0.2874	34	74	A5207.3
	7.40	0.2913	34	74	A5207.4
	7.50	0.2953	34	74	A5207.5
19/64	7.54	0.2969	37	79	A52019/64
	7.60	0.2992	37	79	A5207.6
	7.70	0.3031	37	79	A5207.7
	7.80	0.3071	37	79	A5207.8
	7.90	0.3110	37	79	A5207.9
5/16	7.94	0.3126	37	79	A5205/16
	8.00	0.3150	37	79	A5208.0
	8.10	0.3189	37	79	A5208.1
	8.20	0.3228	37	79	A5208.2
	8.30	0.3268	37	79	A5208.3
21/64	8.33	0.3280	37	79	A52021/64
	8.40	0.3307	37	79	A5208.4
	8.50	0.3346	37	79	A5208.5
	8.60	0.3386	40	84	A5208.6
	8.70	0.3425	40	84	A5208.7
11/32	8.73	0.3437	40	84	A52011/32
	8.80	0.3465	40	84	A5208.8
	8.90	0.3504	40	84	A5208.9
	9.00	0.3543	40	84	A5209.0
	9.10	0.3583	40	84	A5209.1
23/64	9.13	0.3594	40	84	A52023/64
	9.20	0.3622	40	84	A5209.2
	9.30	0.3661	40	84	A5209.3
	9.40	0.3701	40	84	A5209.4
	9.50	0.3740	40	84	A5209.5
3/8	9.52	0.3748	43	89	A5203/8
	9.60	0.3780	43	89	A5209.6
	9.70	0.3819	43	89	A5209.7
	9.80	0.3858	43	89	A5209.8
	9.90	0.3898	43	89	A5209.9
25/64	9.92	0.3906	43	89	A52025/64
	10.00	0.3937	43	89	A52010.0
	10.10	0.3976	43	89	A52010.1
	10.20	0.4016	43	89	A52010.2
	10.30	0.4055	43	89	A52010.3
13/32	10.32	0.4063	43	89	A52013/32
	10.40	0.4094	43	89	A52010.4
	10.50	0.4134	43	89	A52010.5
	10.60	0.4173	43	89	A52010.6
	10.70	0.4213	47	95	A52010.7
27/64	10.72	0.4220	47	95	A52027/64
	10.80	0.4252	47	95	A52010.8
	10.90	0.4291	47	95	A52010.9
	11.00	0.4331	47	95	A52011.0
	11.10	0.4370	47	95	A52011.1
7/16	11.11	0.4374	47	95	A5207/16
	11.20	0.4409	47	95	A52011.2
	11.30	0.4449	47	95	A52011.3
	11.40	0.4488	47	95	A52011.4

d_1 Øh_8 Inch	d_1 Øh_8 mm	d_1 decimal Inch	l_2 mm	l_1 mm	A520
	11.50	0.4528	47	95	A52011.5
29/64	11.51	0.4531	47	95	A52029/64
	11.60	0.4567	47	95	A52011.6
	11.70	0.4606	47	95	A52011.7
	11.80	0.4646	47	95	A52011.8
	11.90	0.4685	51	102	A52011.9
15/32	11.91	0.4689	51	102	A52015/32
	12.00	0.4724	51	102	A52012.0
	12.10	0.4764	51	102	A52012.1
	12.20	0.4803	51	102	A52012.2
	12.30	0.4843	51	102	A52012.3
31/64	12.30	0.4843	51	102	A52031/64
	12.40	0.4882	51	102	A52012.4
	12.50	0.4921	51	102	A52012.5
	12.60	0.4961	51	102	A52012.6
	12.70	0.5000	51	102	A52012.7
1/2	12.70	0.5000	51	102	A5201/2
	12.80	0.5039	51	102	A52012.8
	12.90	0.5079	51	102	A52012.9
	13.00	0.5118	51	102	A52013.0

DORMER

A124

A124

- Extra Korta Borrar 4-fasett
- Erittäin lyhyet porat, 4-pintahionta
- Ekstra Korte Bor
- Ekstra Korte Bor 4-faset

Tunga enl DIN 1809
Lehti - DIN 1809 mukaan
Tunge lik DIN 1809
Tunge i følge DIN 1809

A124																
■	3.1	3.2	3.3	3.4												
●	1.5	1.6	2.2	2.3	4.1	4.2	4.3	5.1	5.2	5.3	6.2	6.3	6.4	8.2	9.1	

A124

3.00 - 16.00

d_1 Ø mm	d_1 decimal Inch	l_2 mm	l_1 mm	A124
3.00	0.1181	20	50	A1243.0
3.20	0.1260	25	56	A1243.2
3.50	0.1378	25	56	A1243.5
4.00	0.1575	25	56	A1244.0
4.20	0.1654	28	63	A1244.2
4.50	0.1772	28	63	A1244.5
4.80	0.1890	28	63	A1244.8
5.00	0.1969	28	63	A1245.0
5.20	0.2047	32	71	A1245.2
5.50	0.2165	32	71	A1245.5
5.80	0.2283	32	71	A1245.8
6.00	0.2362	32	71	A1246.0
6.50	0.2559	32	71	A1246.5
6.80	0.2677	40	80	A1246.8
7.00	0.2756	40	80	A1247.0
7.50	0.2953	40	80	A1247.5
8.00	0.3150	40	80	A1248.0
8.50	0.3346	50	90	A1248.5
9.00	0.3543	50	90	A1249.0
9.50	0.3740	50	90	A1249.5
10.00	0.3937	56	100	A12410.0
10.50	0.4134	56	100	A12410.5
11.00	0.4331	56	100	A12411.0
11.50	0.4528	63	112	A12411.5
12.00	0.4724	63	112	A12412.0
13.00	0.5118	63	112	A12413.0
14.00	0.5512	71	125	A12414.0
15.00	0.5906	71	125	A12415.0
16.00	0.6299	80	140	A12416.0

DORMER

A720 HSS-E DIN 1899 2.5XD 118° N

A720

- Mikroborrar
- Mikroporat
- Mikrobor
- Mikrobor

A720																					
■	1.1	1.2	1.3	1.4	3.1	3.2															
●	1.5	1.6	2.1	2.2	2.3	3.3	3.4	4.1	4.2	4.3	5.1	5.2	5.3	6.1	6.2	6.3	6.4	7.1	7.2	7.3	
	7.4	8.1	8.2																		

A720

0.15 - 1.40

d_1 Ø mm	d_1 decimal Inch	l_2 mm	l_1 mm	d_2 Ø mm	A720
0.15	0.0059	1.0	25	1	A720.15
0.16	0.0063	1.4	25	1	A720.16
0.17	0.0067	1.4	25	1	A720.17
0.18	0.0070	1.4	25	1	A720.18
0.20	0.0078	1.8	25	1	A720.2
0.22	0.0087	1.8	25	1	A720.22
0.25	0.0098	2.2	25	1	A720.25
0.27	0.0106	2.2	25	1	A720.27
0.28	0.0110	2.2	25	1	A720.28
0.30	0.0118	2.2	25	1	A720.3
0.35	0.0138	2.8	25	1	A720.35
0.38	0.0150	2.8	25	1	A720.38
0.39	0.0154	3.6	25	1	A720.39
0.40	0.0157	3.6	25	1	A720.4
0.45	0.0177	3.6	25	1	A720.45
0.50	0.0197	4.0	25	1	A720.5
0.55	0.0217	4.5	25	1	A720.55
0.60	0.0236	4.5	25	1	A720.6
0.62	0.0244	5.0	25	1	A720.62
0.65	0.0256	5.0	25	1	A720.65
0.70	0.0276	5.6	25	1	A720.7
0.75	0.0295	5.6	25	1	A720.75
0.80	0.0315	6.3	25	1.5	A720.8
0.85	0.0335	6.3	25	1.5	A720.85
0.90	0.0354	7.1	25	1.5	A720.9
0.95	0.0374	7.1	25	1.5	A720.95
1.00	0.0394	8.0	25	1.5	A7201.0
1.05	0.0413	8.0	25	1.5	A7201.05
1.10	0.0433	9.0	25	1.5	A7201.1
1.20	0.0472	10.0	25	1.5	A7201.2
1.30	0.0512	10.0	25	1.5	A7201.3
1.40	0.0551	11.2	25	1.5	A7201.4

A920	HSS-E	DIN ANSI	3XD	130°			W			
A921	HSS-E	DIN ANSI	3XD	130°	Alcrona Top		W			

A920
A921

- PFX Extra Korta Borrar
- PFX Porat, erittäin lyhyet
- PFX Ekstra Korte Bor
- PFX Ekstra Korte Bor

A920	■	1.1 1.2 1.3 1.4 1.5 1.6 2.1 2.2 2.3 4.1 4.2 4.3 5.1 5.2 5.3 7.2
	●	3.1 3.2 3.3 3.4 6.1 6.2 6.3 6.4 7.1 7.3 7.4 8.1 8.2
A921	■	1.1 1.2 1.3 1.4 1.5 1.6 2.1 2.2 2.3 3.1 3.2 3.3 3.4 7.4
	●	4.1 4.2 4.3 5.1 5.2 5.3 6.3 6.4

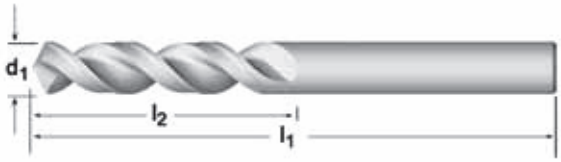

A920	A921
PFX	PFX
1.00 - 20.00	2.50 - 16.00

d_1 $Øh_8$ Inch	d_1 $Øh_8$ mm	d_1 decimal Inch	l_2 mm	l_1 mm	A920	A921
	1.00	0.0394	6	26	A9201.0	
	1.10	0.0433	7	28	A9201.1	
3/64	1.19	0.0469	13	35	A9203/64	
	1.20	0.0472	8	30	A9201.2	
	1.25	0.0492	8	30	A9201.25	
	1.30	0.0512	8	30	A9201.3	
	1.35	0.0531	9	32	A9201.35	
	1.40	0.0551	9	32	A9201.4	
	1.45	0.0571	9	32	A9201.45	
	1.50	0.0591	9	32	A9201.5	
	1.55	0.0610	10	34	A9201.55	
1/16	1.59	0.0626	16	41	A9201/16	
	1.60	0.0630	10	34	A9201.6	
	1.70	0.0669	10	34	A9201.7	
	1.75	0.0689	11	36	A9201.75	
	1.80	0.0709	11	36	A9201.8	
	1.90	0.0748	11	36	A9201.9	
5/64	1.98	0.0780	17	43	A9205/64	
	2.00	0.0787	12	38	A9202.0	
	2.10	0.0827	12	38	A9202.1	
	2.15	0.0846	13	40	A9202.15	
	2.20	0.0866	13	40	A9202.2	
	2.30	0.0906	13	40	A9202.3	
	2.35	0.0925	14	43	A9202.35	
3/32	2.38	0.0937	19	41	A9203/32	
	2.40	0.0945	14	43	A9202.4	
	2.50	0.0984	14	43	A9202.5	A9212.5
	2.60	0.1024	14	43	A9202.6	A9212.6
	2.65	0.1043	14	43	A9202.65	
	2.70	0.1063	16	46	A9202.7	A9212.7

DORMER

d_1 Øh_8 Inch	d_1 Øh_8 mm	d_1 decimal Inch	l_2 mm	l_1 mm	A920	A921
7/64	2.78	0.1094	21	46	A9207/64	A9217/64
	2.80	0.1102	16	46	A9202.8	
	2.90	0.1142	16	46	A9202.9	A9212.9
	3.00	0.1181	16	46	A9203.0	A9213.0
	3.10	0.1220	18	49	A9203.1	A9213.1
1/8	3.18	0.1252	22	48	A9201/8	A9211/8
	3.20	0.1260	18	49	A9203.2	A9213.2
	3.30	0.1299	18	49	A9203.3	A9213.3
	3.40	0.1339	20	52	A9203.4	A9213.4
	3.50	0.1378	20	52	A9203.5	A9213.5
9/64	3.57	0.1406	24	49	A9209/64	A9219/64
	3.60	0.1417	20	52	A9203.6	A9213.6
	3.70	0.1457	20	52	A9203.7	A9213.7
	3.80	0.1496	22	55	A9203.8	A9213.8
	3.90	0.1535	22	55	A9203.9	A9213.9
5/32	3.97	0.1563	25	52	A9205/32	A9215/32
	4.00	0.1575	22	55	A9204.0	A9214.0
	4.10	0.1614	22	55	A9204.1	A9214.1
	4.20	0.1654	22	55	A9204.2	A9214.2
	4.30	0.1693	24	58	A9204.3	A9214.3
11/64	4.37	0.1720	27	54	A92011/64	A92111/64
	4.40	0.1732	24	58	A9204.4	A9214.4
	4.50	0.1772	24	58	A9204.5	A9214.5
	4.60	0.1811	24	58	A9204.6	A9214.6
	4.70	0.1850	24	58	A9204.7	A9214.7
3/16	4.76	0.1874	29	56	A9203/16	A9213/16
	4.80	0.1890	26	62	A9204.8	A9214.8
	4.90	0.1929	26	62	A9204.9	A9214.9
	5.00	0.1969	26	62	A9205.0	A9215.0
	5.10	0.2008	26	62	A9205.1	A9215.1
13/64	5.16	0.2031	30	57	A92013/64	A92113/64
	5.20	0.2047	26	62	A9205.2	A9215.2
	5.30	0.2087	26	62	A9205.3	A9215.3
	5.40	0.2126	28	66	A9205.4	A9215.4
	5.50	0.2165	28	66	A9205.5	A9215.5
7/32	5.56	0.2189	32	60	A9207/32	A9217/32
	5.60	0.2205	28	66	A9205.6	A9215.6
	5.70	0.2244	28	66	A9205.7	A9215.7
	5.80	0.2283	28	66	A9205.8	A9215.8
	5.90	0.2323	28	66	A9205.9	A9215.9
15/64	5.95	0.2343	33	62	A92015/64	A92115/64
	6.00	0.2362	28	66	A9206.0	A9216.0
	6.10	0.2402	31	70	A9206.1	A9216.1
	6.20	0.2441	31	70	A9206.2	A9216.2
	6.30	0.2480	31	70	A9206.3	A9216.3
1/4	6.35	0.2500	35	64	A9201/4	A9211/4
	6.40	0.2520	31	70	A9206.4	A9216.4
	6.50	0.2559	31	70	A9206.5	A9216.5
	6.60	0.2598	31	70	A9206.6	A9216.6
	6.70	0.2638	31	70	A9206.7	A9216.7
17/64	6.75	0.2657	37	67	A92017/64	A92117/64
	6.80	0.2677	34	74	A9206.8	A9216.8
	6.90	0.2717	34	74	A9206.9	A9216.9
	7.00	0.2756	34	74	A9207.0	A9217.0
	7.10	0.2795	34	74	A9207.1	A9217.1
9/32	7.14	0.2811	38	68	A9209/32	A9219/32
	7.20	0.2835	34	74	A9207.2	A9217.2
	7.30	0.2874	34	74	A9207.3	A9217.3
	7.40	0.2913	34	74	A9207.4	A9217.4
	7.50	0.2953	34	74	A9207.5	A9217.5
19/64	7.54	0.2969	40	70	A92019/64	A92119/64
	7.60	0.2992	37	79	A9207.6	A9217.6
	7.70	0.3031	37	79	A9207.7	A9217.7
	7.80	0.3071	37	79	A9207.8	A9217.8
	7.90	0.3110	37	79	A9207.9	A9217.9
5/16	7.94	0.3126	41	71	A9205/16	A9215/16
	8.00	0.3150	37	79	A9208.0	A9218.0
	8.10	0.3189	37	79	A9208.1	A9218.1

d_1 Øh_8 Inch	d_1 Øh_8 mm	d_1 decimal Inch	l_2 mm	l_1 mm	A920	A921
	8.20	0.3228	37	79	A9208.2	A9218.2
	8.30	0.3268	37	79	A9208.3	A9218.3
21/64	8.33	0.3280	43	75	A92021/64	A92121/64
	8.40	0.3307	37	79	A9208.4	A9218.4
	8.50	0.3346	37	79	A9208.5	A9218.5
	8.60	0.3386	40	84	A9208.6	A9218.6
	8.70	0.3425	40	84	A9208.7	A9218.7
11/32	8.73	0.3437	43	76	A92011/32	A92111/32
	8.80	0.3465	40	84	A9208.8	A9218.8
	8.90	0.3504	40	84	A9208.9	A9218.9
	9.00	0.3543	40	84	A9209.0	A9219.0
	9.10	0.3583	40	84	A9209.1	A9219.1
23/64	9.13	0.3594	44	78	A92023/64	A92123/64
	9.20	0.3622	40	84	A9209.2	A9219.2
	9.30	0.3661	40	84	A9209.3	A9219.3
	9.40	0.3701	40	84	A9209.4	A9219.4
	9.50	0.3740	40	84	A9209.5	A9219.5
3/8	9.52	0.3748	46	79	A9203/8	A9213/8
	9.60	0.3780	43	89	A9209.6	A9219.6
	9.70	0.3819	43	89	A9209.7	A9219.7
	9.80	0.3858	43	89	A9209.8	A9219.8
	9.90	0.3898	43	89	A9209.9	A9219.9
25/64	9.92	0.3906	48	83	A92025/64	A92125/64
	10.00	0.3937	43	89	A92010.0	A92110.0
	10.20	0.4016	43	89	A92010.2	A92110.2
	10.30	0.4055	43	89	A92010.3	A92110.3
13/32	10.32	0.4063	49	84	A92013/32	A92113/32
	10.40	0.4094	43	89	A92010.4	A92110.4
	10.50	0.4134	43	89	A92010.5	A92110.5
27/64	10.72	0.4220	51	86	A92027/64	A92127/64
	10.75	0.4232	47	95	A92010.75	A92110.75
	10.80	0.4252	47	95	A92010.8	A92110.8
	11.00	0.4331	47	95	A92011.0	A92111.0
7/16	11.11	0.4374	52	87	A9207/16	A9217/16
	11.20	0.4409	47	95	A92011.2	A92111.2
	11.25	0.4429	47	95	A92011.25	A92111.25
	11.50	0.4528	47	95	A92011.5	A92111.5
29/64	11.51	0.4531	54	90	A92029/64	A92129/64
	11.80	0.4646	47	95	A92011.8	A92111.8
15/32	11.91	0.4689	54	92	A92015/32	A92115/32
	12.00	0.4724	51	102	A92012.0	A92112.0
	12.20	0.4803	51	102	A92012.2	A92112.2
31/64	12.30	0.4843	56	94	A92031/64	A92131/64
	12.50	0.4921	51	102	A92012.5	A92112.5
1/2	12.70	0.5000	57	95	A9201/2	A9211/2
	12.75	0.5020	51	102	A92012.75	A92112.75
	12.80	0.5039	51	102	A92012.8	A92112.8
	12.90	0.5079	51	102	A92012.9	
	13.00	0.5118	51	102	A92013.0	A92113.0
33/64	13.10	0.5157	60	98	A92033/64	A92133/64
	13.50	0.5315	54	107	A92013.5	A92113.5
35/64	13.89	0.5469	64	102	A92035/64	A92135/64
	14.00	0.5512	54	107	A92014.0	A92114.0
9/16	14.29	0.5626	64	102	A9209/16	A9219/16
	14.50	0.5709	56	111	A92014.5	A92114.5
37/64	14.68	0.5780	67	105	A92037/64	A92137/64
	14.75	0.5807	56	111	A92014.75	A92114.75
	15.00	0.5906	56	111	A92015.0	A92115.0
19/32	15.08	0.5937	67	105	A92019/32	A92119/32
39/64	15.48	0.6094	70	108	A92039/64	A92139/64
	15.50	0.6102	58	115	A92015.5	A92115.5
5/8	15.88	0.6252	70	108	A9205/8	A9215/8
	16.00	0.6299	58	115	A92016.0	A92116.0
41/64	16.27	0.6406	73	114	A92041/64	
	16.50	0.6496	60	119	A92016.5	
21/32	16.67	0.6563	73	114	A92021/32	
	16.75	0.6594	60	119	A92016.75	

d_1 Øh_8 Inch	d_1 Øh_8 mm	d_1 decimal Inch	l_2 mm	l_1 mm	A920	A921
	17.00	0.6693	60	119	A92017.0	
43/64	17.07	0.6720	73	117	A92043/64	
11/16	17.46	0.6874	73	117	A92011/16	
	17.50	0.6890	62	123	A92017.5	
45/64	17.86	0.7031	76	121	A92045/64	
	18.00	0.7087	62	123	A92018.0	
23/32	18.26	0.7189	76	121	A92023/32	
	18.50	0.7283	64	127	A92018.5	
47/64	18.65	0.7343	79	127	A92047/64	
	19.00	0.7480	64	127	A92019.0	
3/4	19.05	0.7500	79	127	A9203/4	
49/64	19.45	0.7657	83	130	A92049/64	
	19.50	0.7677	66	131	A92019.5	
25/32	19.84	0.7811	83	130	A92025/32	
	20.00	0.7874	66	131	A92020.0	

DORMER

A002



A002S

A002

- 002 Korta Borrar — Obelagd under 2,0 mm, Tin-topp och korsspetsad från och med 2,0 mm
- 002 Lyhyet porat — Halkaisijat < 2,0 mm -kirkkaat, 2,0 mm ja yli TiN-kärki ja ristiteroitus
- 002 Korte Bor — Ubelagt under 2,0 mm, Tin-topp og kryss slipet fra og med 2,0 mm
- 002 Korte Bor — Blank under 2,0 mm, TIN spids og special spids fra 2,0 mm og større

A002S

- 002 Korta Borrar i plastficka — Tin-topp och korsspetsad
- 002 Lyhyet porat — yli TiN ja ristiteroitust
- Korte Bor 002 — Tin-topp og kryss slipet
- Korte Bor 002 — TIN spids og special spids

A002: A002S																					
■	1.1	1.2	1.3	1.4	3.1	3.2	7.1	7.2	8.1	8.2											
●	1.5	1.6	2.1	2.2	2.3	3.3	3.4	4.1	4.2	4.3	5.1	5.2	5.3	6.1	6.2	6.3	6.4	7.3	7.4	8.3	9.1

A002	A002S
1.00 - 16.00	2.00 - 13.00

d_1 Øh_8 Inch	d_1 Øh_8 mm	d_1 decimal Inch	l_2 mm	l_1 mm	A002	A002S
	1.00	0.0394	12	34	A0021.0	
	1.10	0.0433	14	36	A0021.1	
3/64	1.19	0.0469	16	38	A0023/64	
	1.20	0.0472	16	38	A0021.2	
	1.30	0.0512	16	38	A0021.3	
	1.40	0.0551	18	40	A0021.4	
	1.50	0.0591	18	40	A0021.5	
1/16	1.59	0.0626	20	43	A0021/16	
	1.60	0.0630	20	43	A0021.6	
	1.70	0.0669	20	43	A0021.7	
	1.80	0.0709	22	46	A0021.8	
	1.90	0.0748	22	46	A0021.9	

DORMER

d_1 Øh_8 Inch	d_1 Øh_8 mm	d_1 decimal Inch	l_2 mm	l_1 mm	A002	A002S
5/64	1.98	0.0780	24	49	A0025/64	
	2.00	0.0787	24	49	A0022.0	A002S2.0 [1]
	2.10	0.0827	24	49	A0022.1	
	2.20	0.0866	27	53	A0022.2	
	2.30	0.0906	27	53	A0022.3	
3/32	2.38	0.0937	30	57	A0023/32	
	2.40	0.0945	30	57	A0022.4	
	2.50	0.0984	30	57	A0022.5	A002S2.5 [1]
	2.60	0.1024	30	57	A0022.6	
	2.70	0.1063	33	61	A0022.7	
7/64	2.78	0.1094	33	61	A0027/64	
	2.80	0.1102	33	61	A0022.8	
	2.90	0.1142	33	61	A0022.9	
	3.00	0.1181	33	61	A0023.0	A002S3.0 [1]
	3.10	0.1220	36	65	A0023.1	
1/8	3.18	0.1252	36	65	A0021/8	A002S1/8 [1]
	3.20	0.1260	36	65	A0023.2	A002S3.2 [1]
	3.25	0.1280	36	65	A0023.25	
	3.30	0.1299	36	65	A0023.3	A002S3.3 [1]
	3.40	0.1339	39	70	A0023.4	
	3.50	0.1378	39	70	A0023.5	A002S3.5 [1]
9/64	3.57	0.1406	39	70	A0029/64	
	3.60	0.1417	39	70	A0023.6	
	3.70	0.1457	39	70	A0023.7	
	3.80	0.1496	43	75	A0023.8	
	3.90	0.1535	43	75	A0023.9	
5/32	3.97	0.1563	43	75	A0025/32	A002S5/32 [1]
	4.00	0.1575	43	75	A0024.0	A002S4.0 [1]
	4.10	0.1614	43	75	A0024.1	A002S4.1 [1]
	4.20	0.1654	43	75	A0024.2	A002S4.2 [1]
	4.30	0.1693	47	80	A0024.3	
11/64	4.37	0.1720	47	80	A00211/64	
	4.40	0.1732	47	80	A0024.4	
	4.50	0.1772	47	80	A0024.5	A002S4.5 [1]
	4.60	0.1811	47	80	A0024.6	
	4.70	0.1850	47	80	A0024.7	
3/16	4.76	0.1874	52	86	A0023/16	A002S3/16 [1]
	4.80	0.1890	52	86	A0024.8	
	4.90	0.1929	52	86	A0024.9	
	5.00	0.1969	52	86	A0025.0	A002S5.0 [1]
	5.10	0.2008	52	86	A0025.1	
13/64	5.16	0.2031	52	86	A00213/64	A002S13/64
	5.20	0.2047	52	86	A0025.2	
	5.30	0.2087	52	86	A0025.3	
	5.40	0.2126	57	93	A0025.4	
	5.50	0.2165	57	93	A0025.5	A002S5.5
7/32	5.56	0.2189	57	93	A0027/32	A002S7/32
	5.60	0.2205	57	93	A0025.6	
	5.70	0.2244	57	93	A0025.7	
	5.80	0.2283	57	93	A0025.8	
	5.90	0.2323	57	93	A0025.9	
15/64	5.95	0.2343	57	93	A00215/64	
	6.00	0.2362	57	93	A0026.0	A002S6.0
	6.10	0.2402	63	101	A0026.1	
	6.20	0.2441	63	101	A0026.2	
	6.30	0.2480	63	101	A0026.3	
1/4	6.35	0.2500	63	101	A0021/4	A002S1/4
	6.40	0.2520	63	101	A0026.4	
	6.50	0.2559	63	101	A0026.5	A002S6.5
	6.60	0.2598	63	101	A0026.6	
	6.70	0.2638	63	101	A0026.7	
17/64	6.75	0.2657	69	109	A00217/64	A002S17/64
	6.80	0.2677	69	109	A0026.8	A002S6.8
	6.90	0.2717	69	109	A0026.9	
	7.00	0.2756	69	109	A0027.0	A002S7.0
	7.10	0.2795	69	109	A0027.1	

[1] Två per förpackning/ Kaksi poraa / pakkaus / 2 stk pr. Pakke

d_1 Øh_8 Inch	d_1 Øh_8 mm	d_1 decimal Inch	l_2 mm	l_1 mm	A002	A002S
9/32	7.14	0.2811	69	109	A0029/32	
	7.20	0.2835	69	109	A0027.2	
	7.30	0.2874	69	109	A0027.3	
	7.40	0.2913	69	109	A0027.4	
	7.50	0.2953	69	109	A0027.5	A002S7.5
19/64	7.54	0.2969	75	117	A00219/64	
	7.60	0.2992	75	117	A0027.6	
	7.70	0.3031	75	117	A0027.7	
	7.80	0.3071	75	117	A0027.8	
	7.90	0.3110	75	117	A0027.9	
5/16	7.94	0.3126	75	117	A0025/16	A002S5/16
	8.00	0.3150	75	117	A0028.0	A002S8.0
	8.10	0.3189	75	117	A0028.1	
	8.20	0.3228	75	117	A0028.2	A002S8.2
	8.30	0.3268	75	117	A0028.3	
21/64	8.33	0.3280	75	117	A00221/64	
	8.40	0.3307	75	117	A0028.4	
	8.50	0.3346	75	117	A0028.5	A002S8.5
	8.60	0.3386	81	125	A0028.6	
	8.70	0.3425	81	125	A0028.7	
11/32	8.73	0.3437	81	125	A00211/32	
	8.80	0.3465	81	125	A0028.8	
	8.90	0.3504	81	125	A0028.9	
	9.00	0.3543	81	125	A0029.0	A002S9.0
	9.10	0.3583	81	125	A0029.1	
23/64	9.13	0.3594	81	125	A00223/64	
	9.20	0.3622	81	125	A0029.2	
	9.30	0.3661	81	125	A0029.3	
	9.40	0.3701	81	125	A0029.4	
	9.50	0.3740	81	125	A0029.5	A002S9.5
3/8	9.52	0.3748	87	133	A0023/8	A002S3/8
	9.60	0.3780	87	133	A0029.6	
	9.70	0.3819	87	133	A0029.7	
	9.80	0.3858	87	133	A0029.8	
	9.90	0.3898	87	133	A0029.9	
25/64	9.92	0.3906	87	133	A00225/64	
	10.00	0.3937	87	133	A00210.0	A002S10.0
	10.10	0.3976	87	133	A00210.1	
	10.20	0.4016	87	133	A00210.2	A002S10.2
	10.30	0.4055	87	133	A00210.3	
13/32	10.32	0.4063	87	133	A00213/32	
	10.40	0.4094	87	133	A00210.4	
	10.50	0.4134	87	133	A00210.5	A002S10.5
	10.60	0.4173	87	133	A00210.6	
	10.70	0.4213	94	142	A00210.7	
27/64	10.72	0.4220	94	142	A00227/64	
	10.80	0.4252	94	142	A00210.8	
	10.90	0.4291	94	142	A00210.9	
	11.00	0.4331	94	142	A00211.0	A002S11.0
	11.10	0.4370	94	142	A00211.1	
7/16	11.11	0.4374	94	142	A0027/16	
	11.20	0.4409	94	142	A00211.2	
	11.30	0.4449	94	142	A00211.3	
	11.40	0.4488	94	142	A00211.4	
	11.50	0.4528	94	142	A00211.5	A002S11.5
29/64	11.51	0.4531	94	142	A00229/64	
	11.60	0.4567	94	142	A00211.6	
	11.70	0.4606	94	142	A00211.7	
	11.80	0.4646	94	142	A00211.8	
	11.90	0.4685	101	151	A00211.9	
15/32	11.91	0.4689	101	151	A00215/32	
	12.00	0.4724	101	151	A00212.0	A002S12.0
	12.10	0.4764	101	151	A00212.1	
	12.20	0.4803	101	151	A00212.2	
	12.30	0.4843	101	151	A00212.3	
31/64	12.30	0.4843	101	151	A00231/64	
	12.40	0.4882	101	151	A00212.4	

d_1 Øh_8 Inch	d_1 Øh_8 mm	d_1 decimal Inch	l_2 mm	l_1 mm	A002	A002S
	12.50	0.4921	101	151	A00212.5	A002S12.5
	12.60	0.4961	101	151	A00212.6	
	12.70	0.5000	101	151	A00212.7	
1/2	12.70	0.5000	101	151	A0021/2	A002S1/2
	12.80	0.5039	101	151	A00212.8	
	12.90	0.5079	101	151	A00212.9	
	13.00	0.5118	101	151	A00213.0	A002S13.0
33/64	13.10	0.5157	101	151	A00233/64	
	13.10	0.5157	101	151	A00213.1	
	13.20	0.5197	101	151	A00213.2	
	13.25	0.5217	108	160	A00213.25	
	13.30	0.5236	108	160	A00213.3	
	13.40	0.5276	108	160	A00213.4	
17/32	13.49	0.5311	108	160	A00217/32	
	13.50	0.5315	108	160	A00213.5	
	13.60	0.5354	108	160	A00213.6	
	13.70	0.5394	108	160	A00213.7	
	13.75	0.5413	108	160	A00213.75	
	13.80	0.5433	108	160	A00213.8	
35/64	13.89	0.5469	108	160	A00235/64	
	13.90	0.5472	108	160	A00213.9	
	14.00	0.5512	108	160	A00214.0	
	14.25	0.5610	114	169	A00214.25	
9/16	14.29	0.5626	114	169	A0029/16	
	14.50	0.5709	114	169	A00214.5	
37/64	14.68	0.5780	114	169	A00237/64	
	14.75	0.5807	114	169	A00214.75	
	15.00	0.5906	114	169	A00215.0	
19/32	15.08	0.5937	120	178	A00219/32	
	15.25	0.6004	120	178	A00215.25	
39/64	15.48	0.6094	120	178	A00239/64	
	15.50	0.6102	120	178	A00215.5	
	15.75	0.6201	120	178	A00215.75	
5/8	15.88	0.6252	120	178	A0025/8	
	16.00	0.6299	120	178	A00216.0	

A100	HSS	DIN 338	4XD	118°	ST		N			A190 122	A191 124	A199 125
A101	HSS	DIN 338	4XD	118°	ST		N					
A108	HSS	DIN 338	4XD	135°	ST		W			L114 307		
A777	HSS-E	DIN 338	4XD	135°	Bronze		N		NAS 907J	A295 126		

A100

- Korta Borrar — Blank under 1,0mm, 3/64”, N60
- Lyhyet porat — Halkaisijat < 1,0 mm: -kirkkaita
- Korte Bor — Blank under 1,0mm, 3/64”, N60
- Korte Bor — Blank under 1,0mm, 3/64”, N60

A101

- Korta Borrar - LH — Blank under 3,0mm
- Lyhyet porat - LH — Halkaisijat < 3,0 mm: -kirkkaita
- Korte Bor - venstre — Blank under 3,0mm
- Korte Bor - LH — Blank under 3,0mm.

A108

- Korta Borrar Korsspets — Med korsspets fr.o.m 1,6mm, 1/16”
- Lyhyet porat, ristiteroitus — Halkaisijat => 1,6 mm: -ristiteroitus
- Korte Bor — Med korsspiss f.o.m. 1,6mm, 1/16”
- Korte Bor Split Point — Med krydsspids fr.o.m. 1,6mm, 1/16”

A777

- Korta Borrar — 4 Fasett spets upp till 1,4mm.
- Lyhyet porat — Halkaisijat <= 1,4 mm: - 4-pintahionta.
- Korte Bor — 4 Fasett spiss opp til 1,4mm.
- Korte Bor — 4 facet spids op til 1,4mm.

A100; A101	■	1.1 1.2 1.3 1.4 3.1 3.2
	●	1.5 1.6 2.1 2.2 2.3 3.3 3.4 4.1 4.2 4.3 5.1 5.2 5.3 6.1 6.2 6.3 6.4 7.1 7.2 7.3 7.4 8.1 8.2 8.3 9.1
A108	■	2.2 2.3 4.1 4.2
	●	1.1 1.2 1.3 1.4 1.5 1.6 2.1 3.1 3.2 3.3 3.4 4.3 5.1 5.2 5.3 6.1 6.2 6.3 6.4 7.1 7.2 7.3 7.4 8.1 8.2 8.3 9.1
A777	■	1.5 1.6 3.4 4.1 4.2 4.3 5.2
	●	1.1 1.2 1.3 1.4 2.1 2.2 2.3 3.1 3.2 3.3 5.1 5.3 6.1 6.2 6.3 6.4 7.1 7.2 7.3 7.4 9.1

DORMER

A100	A101	A108	A777
0.20 - 20.00	1.00 - 12.00	1.00 - 16.00	0.30 - 16.00

d_1 $Øh_8$ "/Nr./letter	d_1 $Øh_8$ mm	d_1 decimal Inch	l_2 mm	l_1 mm	A100	A101	A108	A777
	0.20	0.0079	2.5	19	A100.2			
	0.25	0.0098	3	19	A100.25			
	0.30	0.0118	3	19	A100.3			A777.3
	0.32	0.0126	4	19	A100.32			
80	0.34	0.0134	4	19	A100N80			
	0.35	0.0138	4	19	A100.35			A777.35
79	0.37	0.0146	4	19	A100N79			
	0.38	0.0150	4	19	A100.38			
1/64	0.40	0.0157	5	20	A1001/64			
	0.40	0.0157	5	20	A100.4			A777.4
78	0.41	0.0161	5	20	A100N78			
	0.42	0.0165	5	20	A100.42			
	0.45	0.0177	5	20	A100.45			A777.45
77	0.46	0.0181	5	20	A100N77			
	0.48	0.0189	5	20	A100.48			
	0.50	0.0197	6	22	A100.5			A777.5
76	0.51	0.0201	6	22	A100N76			
	0.52	0.0205	6	22	A100.52			
75	0.53	0.0209	6	22	A100N75			
	0.55	0.0217	7	24	A100.55			A777.55
74	0.57	0.0224	7	24	A100N74			
	0.58	0.0228	7	24	A100.58			
	0.60	0.0236	7	24	A100.6			A777.6
73	0.61	0.0240	8	26	A100N73			
	0.62	0.0244	8	26	A100.62			
72	0.64	0.0252	8	26	A100N72			
	0.65	0.0256	8	26	A100.65			A777.65
71	0.66	0.0260	8	26	A100N71			
	0.68	0.0268	9	28	A100.68			
	0.70	0.0276	9	28	A100.7			A777.7
70	0.71	0.0280	9	28	A100N70			
	0.72	0.0283	9	28	A100.72			
69	0.74	0.0291	9	28	A100N69			
	0.75	0.0295	9	28	A100.75			
68	0.79	0.0311	10	30	A100N68			
	0.78	0.0307	10	30	A100.78			
1/32	0.79	0.0311	10	30	A1001/32			
	0.80	0.0315	10	30	A100.8			A777.8
67	0.81	0.0319	10	30	A100N67			
	0.82	0.0323	10	30	A100.82			
66	0.84	0.0331	10	30	A100N66			
	0.85	0.0335	10	30	A100.85			
	0.88	0.0346	11	32	A100.88			
65	0.89	0.0350	11	32	A100N65			
	0.90	0.0354	11	32	A100.9			A777.9
64	0.91	0.0358	11	32	A100N64			
	0.92	0.0362	11	32	A100.92			
63	0.94	0.0370	11	32	A100N63			
	0.95	0.0374	11	32	A100.95			A777.95
62	0.97	0.0382	12	34	A100N62			
	0.98	0.0386	12	34	A100.98			
61	0.99	0.0390	12	34	A100N61			

d_1 Øh_8 "/Nr./letter	d_1 Øh_8 mm	d_1 decimal Inch	l_2 mm	l_1 mm	A100	A101	A108	A777
	1.00	0.0394	12	34	A1001.0	A1011.0	A1081.0	A7771.0
60	1.02	0.0402	12	34	A100N60			
59	1.04	0.0409	12	34	A100N59			
	1.05	0.0413	12	34	A1001.05			
58	1.07	0.0421	14	36	A100N58			
57	1.09	0.0429	14	36	A100N57			
	1.10	0.0433	14	36	A1001.1	A1011.1	A1081.1	A7771.1
	1.15	0.0453	14	36	A1001.15			
56	1.18	0.0465	14	36	A100N56			
3/64	1.19	0.0469	16	38	A1003/64			
	1.20	0.0472	16	38	A1001.2	A1011.2	A1081.2	A7771.2
	1.25	0.0492	16	38	A1001.25	A1011.25		
	1.30	0.0512	16	38	A1001.3	A1011.3	A1081.3	A7771.3
55	1.32	0.0520	16	38	A100N55			
	1.35	0.0531	18	40	A1001.35			
	1.40	0.0551	18	40	A1001.4	A1011.4	A1081.4	A7771.4
54	1.40	0.0551	18	40	A100N54			
	1.45	0.0571	18	40	A1001.45			
	1.50	0.0591	18	40	A1001.5	A1011.5	A1081.5	A7771.5
53	1.51	0.0594	20	43	A100N53			
	1.55	0.0610	20	43	A1001.55			
1/16	1.59	0.0626	20	43	A1001/16		A1081/16	A7771/16
	1.60	0.0630	20	43	A1001.6	A1011.6	A1081.6	A7771.6
52	1.61	0.0634	20	43	A100N52			
	1.65	0.0650	20	43	A1001.65			
	1.70	0.0669	20	43	A1001.7	A1011.7	A1081.7	A7771.7
51	1.70	0.0669	22	46	A100N51			
	1.75	0.0689	22	46	A1001.75			
50	1.78	0.0701	22	46	A100N50			
	1.80	0.0709	22	46	A1001.8	A1011.8	A1081.8	A7771.8
	1.85	0.0728	22	46	A1001.85			
49	1.85	0.0728	22	46	A100N49			
	1.90	0.0748	22	46	A1001.9	A1011.9	A1081.9	A7771.9
48	1.93	0.0760	24	49	A100N48			
	1.95	0.0768	24	49	A1001.95			
5/64	1.98	0.0780	24	49	A1005/64		A1085/64	A7775/64
47	1.99	0.0783	24	49	A100N47			
	2.00	0.0787	24	49	A1002.0	A1012.0	A1082.0	A7772.0
	2.05	0.0807	24	49	A1002.05			
46	2.06	0.0811	24	49	A100N46			
45	2.08	0.0819	24	49	A100N45			
	2.10	0.0827	24	49	A1002.1	A1012.1	A1082.1	A7772.1
	2.15	0.0846	27	53	A1002.15			
44	2.18	0.0858	27	53	A100N44			
	2.20	0.0866	27	53	A1002.2	A1012.2	A1082.2	A7772.2
	2.25	0.0886	27	53	A1002.25			
43	2.26	0.0890	27	53	A100N43			
	2.30	0.0906	27	53	A1002.3	A1012.3	A1082.3	A7772.3
	2.35	0.0925	27	53	A1002.35			
42	2.38	0.0937	30	57	A100N42			
3/32	2.38	0.0937	30	57	A1003/32		A1083/32	A7773/32
	2.40	0.0945	30	57	A1002.4	A1012.4	A1082.4	A7772.4
41	2.44	0.0961	30	57	A100N41			
	2.45	0.0965	30	57	A1002.45			
40	2.49	0.0980	30	57	A100N40			
	2.50	0.0984	30	57	A1002.5	A1012.5	A1082.5	A7772.5
39	2.53	0.0996	30	57	A100N39			
	2.55	0.1004	30	57	A1002.55			
38	2.58	0.1016	30	57	A100N38			
	2.60	0.1024	30	57	A1002.6	A1012.6	A1082.6	A7772.6
37	2.64	0.1039	30	57	A100N37			
	2.65	0.1043	30	57	A1002.65			
	2.70	0.1063	33	61	A1002.7	A1012.7	A1082.7	A7772.7
36	2.71	0.1067	33	61	A100N36			
	2.75	0.1083	33	61	A1002.75			
7/64	2.78	0.1094	33	61	A1007/64		A1087/64	A7777/64
35	2.79	0.1098	33	61	A100N35			
	2.80	0.1102	33	61	A1002.8	A1012.8	A1082.8	A7772.8
34	2.82	0.1110	33	61	A100N34			
	2.85	0.1122	33	61	A1002.85			
33	2.87	0.1130	33	61	A100N33			
	2.90	0.1142	33	61	A1002.9	A1012.9	A1082.9	A7772.9

DORMER

d_1 Øh_8 "/Nr./letter	d_1 Øh_8 mm	d_1 decimal Inch	l_2 mm	l_1 mm	A100	A101	A108	A777
	2.95	0.1161	33	61	A1002.95			
32	2.95	0.1161	33	61	A100N32			
	3.00	0.1181	33	61	A1003.0	A1013.0	A1083.0	A7773.0
31	3.05	0.1201	36	65	A100N31			
	3.10	0.1220	36	65	A1003.1		A1083.1	A7773.1
	3.15	0.1240	36	65	A1003.15			
1/8	3.18	0.1252	36	65	A1001/8		A1081/8	A7771/8
	3.20	0.1260	36	65	A1003.2	A1013.2	A1083.2	A7773.2
	3.25	0.1280	36	65	A1003.25			
30	3.26	0.1283	36	65	A100N30			
	3.30	0.1299	36	65	A1003.3	A1013.3	A1083.3	A7773.3
	3.40	0.1339	39	70	A1003.4		A1083.4	A7773.4
29	3.45	0.1358	39	70	A100N29			
	3.50	0.1378	39	70	A1003.5	A1013.5	A1083.5	A7773.5
28	3.57	0.1406	39	70	A100N28			
9/64	3.57	0.1406	39	70	A1009/64		A1089/64	A7779/64
	3.60	0.1417	39	70	A1003.6		A1083.6	A7773.6
27	3.66	0.1441	39	70	A100N27			
	3.70	0.1457	39	70	A1003.7		A1083.7	A7773.7
26	3.73	0.1469	39	70	A100N26			
	3.75	0.1476	39	70	A1003.75			
	3.80	0.1496	43	75	A1003.8	A1013.8	A1083.8	A7773.8
25	3.80	0.1496	43	75	A100N25			
24	3.86	0.1520	43	75	A100N24			
	3.90	0.1535	43	75	A1003.9		A1083.9	A7773.9
23	3.91	0.1539	43	75	A100N23			
5/32	3.97	0.1563	43	75	A1005/32		A1085/32	A7775/32
22	3.99	0.1571	43	75	A100N22			
	4.00	0.1575	43	75	A1004.0	A1014.0	A1084.0	A7774.0
21	4.04	0.1591	43	75	A100N21			
20	4.09	0.1610	43	75	A100N20			
	4.10	0.1614	43	75	A1004.1		A1084.1	A7774.1
	4.20	0.1654	43	75	A1004.2	A1014.2	A1084.2	A7774.2
19	4.22	0.1661	43	75	A100N19			
	4.25	0.1673	43	75	A1004.25			
	4.30	0.1693	47	80	A1004.3		A1084.3	A7774.3
18	4.31	0.1697	47	80	A100N18			
11/64	4.37	0.1720	47	80	A10011/64		A10811/64	A77711/64
17	4.39	0.1728	47	80	A100N17			
	4.40	0.1732	47	80	A1004.4		A1084.4	A7774.4
	4.50	0.1772	47	80	A1004.5	A1014.5	A1084.5	A7774.5
16	4.50	0.1772	47	80	A100N16			
15	4.57	0.1799	47	80	A100N15			
	4.60	0.1811	47	80	A1004.6		A1084.6	A7774.6
14	4.62	0.1819	47	80	A100N14			
	4.70	0.1850	47	80	A1004.7		A1084.7	A7774.7
13	4.70	0.1850	47	80	A100N13			
	4.75	0.1870	47	80	A1004.75			
3/16	4.76	0.1874	52	86	A1003/16		A1083/16	A7773/16
	4.80	0.1890	52	86	A1004.8	A1014.8	A1084.8	A7774.8
12	4.80	0.1890	52	86	A100N12			
11	4.85	0.1909	52	86	A100N11			
	4.90	0.1929	52	86	A1004.9		A1084.9	A7774.9
10	4.92	0.1937	52	86	A100N10		A108N10	
9	4.98	0.1961	52	86	A100N9			
	5.00	0.1969	52	86	A1005.0	A1015.0	A1085.0	A7775.0
8	5.06	0.1992	52	86	A100N8			
	5.10	0.2008	52	86	A1005.1	A1015.1	A1085.1	A7775.1
7	5.11	0.2012	52	86	A100N7			
13/64	5.16	0.2031	52	86	A10013/64		A10813/64	A77713/64
6	5.18	0.2039	52	86	A100N6			
	5.20	0.2047	52	86	A1005.2	A1015.2	A1085.2	A7775.2
5	5.22	0.2055	52	86	A100N5			
	5.25	0.2067	52	86	A1005.25			
	5.30	0.2087	52	86	A1005.3		A1085.3	A7775.3
4	5.31	0.2091	57	93	A100N4			
	5.40	0.2126	57	93	A1005.4		A1085.4	A7775.4
3	5.41	0.2130	57	93	A100N3			
	5.50	0.2165	57	93	A1005.5	A1015.5	A1085.5	A7775.5
7/32	5.56	0.2189	57	93	A1007/32		A1087/32	A7777/32
	5.60	0.2205	57	93	A1005.6		A1085.6	A7775.6
2	5.61	0.2209	57	93	A100N2			

d_1 $Øh_8$ "/Nr./letter	d_1 $Øh_8$ mm	d_1 decimal Inch	l_2 mm	l_1 mm	A100	A101	A108	A777
	5.70	0.2244	57	93	A1005.7		A1085.7	A7775.7
	5.75	0.2264	57	93	A1005.75			
1	5.79	0.2280	57	93	A100N1			
	5.80	0.2283	57	93	A1005.8		A1085.8	A7775.8
	5.90	0.2323	57	93	A1005.9		A1085.9	A7775.9
A	5.94	0.2339	57	93	A100A			
15/64	5.95	0.2343	57	93	A10015/64		A10815/64	A77715/64
	6.00	0.2362	57	93	A1006.0	A1016.0	A1086.0	A7776.0
B	6.03	0.2374	63	101	A100B			
	6.10	0.2402	63	101	A1006.1		A1086.1	A7776.1
C	6.15	0.2421	63	101	A100C			
	6.20	0.2441	63	101	A1006.2		A1086.2	A7776.2
	6.25	0.2461	63	101	A1006.25			
D	6.25	0.2461	63	101	A100D			
	6.30	0.2480	63	101	A1006.3		A1086.3	A7776.3
1/4	6.35	0.2500	63	101	A1001/4		A1081/4	A7771/4
E	6.35	0.2500	63	101	A100E			
	6.40	0.2520	63	101	A1006.4		A1086.4	A7776.4
	6.50	0.2559	63	101	A1006.5	A1016.5	A1086.5	A7776.5
F	6.53	0.2571	63	101	A100F			
	6.60	0.2598	63	101	A1006.6		A1086.6	A7776.6
G	6.63	0.2610	63	101	A100G			
	6.70	0.2638	63	101	A1006.7		A1086.7	A7776.7
17/64	6.75	0.2657	69	109	A10017/64		A10817/64	A77717/64
	6.75	0.2657	69	109	A1006.75			
H	6.76	0.2661	69	109	A100H			
	6.80	0.2677	69	109	A1006.8		A1086.8	A7776.8
	6.90	0.2717	69	109	A1006.9		A1086.9	A7776.9
I	6.91	0.2720	69	109	A100I			
	7.00	0.2756	69	109	A1007.0	A1017.0	A1087.0	A7777.0
J	7.04	0.2772	69	109	A100J			
	7.10	0.2795	69	109	A1007.1		A1087.1	A7777.1
K	7.14	0.2811	69	109	A100K			
9/32	7.14	0.2811	69	109	A1009/32		A1089/32	A7779/32
	7.20	0.2835	69	109	A1007.2		A1087.2	A7777.2
	7.25	0.2854	69	109	A1007.25			
	7.30	0.2874	69	109	A1007.3		A1087.3	A7777.3
L	7.37	0.2902	69	109	A100L			
	7.40	0.2913	69	109	A1007.4		A1087.4	A7777.4
M	7.49	0.2949	69	109	A100M			
	7.50	0.2953	69	109	A1007.5	A1017.5	A1087.5	A7777.5
19/64	7.54	0.2969	75	117	A10019/64		A10819/64	A77719/64
	7.60	0.2992	75	117	A1007.6		A1087.6	A7777.6
N	7.67	0.3020	75	117	A100N			
	7.70	0.3031	75	117	A1007.7		A1087.7	A7777.7
	7.75	0.3051	75	117	A1007.75			
	7.80	0.3071	75	117	A1007.8		A1087.8	A7777.8
	7.90	0.3110	75	117	A1007.9		A1087.9	A7777.9
5/16	7.94	0.3126	75	117	A1005/16		A1085/16	A7775/16
	8.00	0.3150	75	117	A1008.0	A1018.0	A1088.0	A7778.0
O	8.03	0.3161	75	117	A100O			
	8.10	0.3189	75	117	A1008.1		A1088.1	A7778.1
	8.20	0.3228	75	117	A1008.2		A1088.2	A7778.2
P	8.20	0.3228	75	117	A100P			
	8.25	0.3248	75	117	A1008.25			
	8.30	0.3268	75	117	A1008.3		A1088.3	A7778.3
21/64	8.33	0.3280	75	117	A10021/64		A10821/64	A77721/64
	8.40	0.3307	75	117	A1008.4		A1088.4	A7778.4
Q	8.43	0.3319	75	117	A100Q			
	8.50	0.3346	75	117	A1008.5	A1018.5	A1088.5	A7778.5
	8.60	0.3386	81	125	A1008.6		A1088.6	A7778.6
R	8.61	0.3390	81	125	A100R			
	8.70	0.3425	81	125	A1008.7		A1088.7	A7778.7
11/32	8.73	0.3437	81	125	A10011/32		A10811/32	A77711/32
	8.75	0.3445	81	125	A1008.75			
	8.80	0.3465	81	125	A1008.8		A1088.8	A7778.8
S	8.84	0.3480	81	125	A100S			
	8.90	0.3504	81	125	A1008.9		A1088.9	A7778.9
	9.00	0.3543	81	125	A1009.0	A1019.0	A1089.0	A7779.0
T	9.09	0.3579	81	125	A100T			
	9.10	0.3583	81	125	A1009.1		A1089.1	A7779.1
23/64	9.13	0.3594	81	125	A10023/64		A10823/64	A77723/64

DORMER

d_1 Øh_8 "/Nr./letter	d_1 Øh_8 mm	d_1 decimal Inch	l_2 mm	l_1 mm	A100	A101	A108	A777
	9.20	0.3622	81	125	A1009.2		A1089.2	A7779.2
	9.25	0.3642	81	125	A1009.25			
	9.30	0.3661	81	125	A1009.3		A1089.3	A7779.3
U	9.35	0.3681	81	125	A100U			
	9.40	0.3701	81	125	A1009.4		A1089.4	A7779.4
	9.50	0.3740	81	125	A1009.5		A1089.5	A7779.5
3/8	9.52	0.3748	87	133	A1003/8		A1083/8	A7773/8
V	9.58	0.3772	87	133	A100V			
	9.60	0.3780	87	133	A1009.6		A1089.6	A7779.6
	9.70	0.3819	87	133	A1009.7		A1089.7	A7779.7
	9.75	0.3839	87	133	A1009.75			
	9.80	0.3858	87	133	A1009.8		A1089.8	A7779.8
W	9.80	0.3858	87	133	A100W			
	9.90	0.3898	87	133	A1009.9		A1089.9	A7779.9
25/64	9.92	0.3906	87	133	A10025/64		A10825/64	A77725/64
	10.00	0.3937	87	133	A10010.0	A10110.0	A10810.0	A77710.0
X	10.08	0.3969	87	133	A100X			
	10.10	0.3976	87	133	A10010.1			A77710.1
	10.20	0.4016	87	133	A10010.2		A10810.2	A77710.2
	10.25	0.4035	87	133	A10010.25			
Y	10.26	0.4039	87	133	A100Y			
	10.30	0.4055	87	133	A10010.3			
13/32	10.32	0.4063	87	133	A10013/32		A10813/32	A77713/32
	10.40	0.4094	87	133	A10010.4			
Z	10.49	0.4130	87	133	A100Z			
	10.50	0.4134	87	133	A10010.5		A10810.5	A77710.5
	10.60	0.4173	87	133	A10010.6			
	10.70	0.4213	94	142	A10010.7			
27/64	10.72	0.4220	94	142	A10027/64		A10827/64	A77727/64
	10.75	0.4232	94	142	A10010.75			
	10.80	0.4252	94	142	A10010.8		A10810.8	A77710.8
	10.90	0.4291	94	142	A10010.9			
	11.00	0.4331	94	142	A10011.0	A10111.0	A10811.0	A77711.0
	11.10	0.4370	94	142	A10011.1			
7/16	11.11	0.4374	94	142	A1007/16		A1087/16	A7777/16
	11.20	0.4409	94	142	A10011.2			A77711.2
	11.25	0.4429	94	142	A10011.25			
	11.30	0.4449	94	142	A10011.3			
	11.40	0.4488	94	142	A10011.4			
	11.50	0.4528	94	142	A10011.5		A10811.5	A77711.5
29/64	11.51	0.4531	94	142	A10029/64		A10829/64	A77729/64
	11.60	0.4567	94	142	A10011.6			
	11.70	0.4606	94	142	A10011.7			
	11.75	0.4626	94	142	A10011.75			
	11.80	0.4646	94	142	A10011.8		A10811.8	A77711.8
	11.90	0.4685	101	151	A10011.9			
15/32	11.91	0.4689	101	151	A10015/32		A10815/32	A77715/32
	12.00	0.4724	101	151	A10012.0	A10112.0	A10812.0	A77712.0
	12.10	0.4764	101	151	A10012.1			
	12.20	0.4803	101	151	A10012.2		A10812.2	A77712.2
	12.25	0.4823	101	151	A10012.25			
	12.30	0.4843	101	151	A10012.3			
31/64	12.30	0.4843	101	151	A10031/64		A10831/64	A77731/64
	12.40	0.4882	101	151	A10012.4			
	12.50	0.4921	101	151	A10012.5		A10812.5	A77712.5
	12.60	0.4961	101	151	A10012.6			
	12.70	0.5000	101	151	A10012.7			
1/2	12.70	0.5000	101	151	A1001/2		A1081/2	A7771/2
	12.75	0.5020	101	151	A10012.75			
	12.80	0.5039	101	151	A10012.8		A10812.8	A77712.8
	12.90	0.5079	101	151	A10012.9		A10812.9	
	13.00	0.5118	101	151	A10013.0		A10813.0	A77713.0
33/64	13.10	0.5157	101	151	A10033/64			
	13.10	0.5157	101	151	A10013.1			
	13.20	0.5197	101	151	A10013.2			
	13.25	0.5217	108	160	A10013.25			
	13.30	0.5236	108	160	A10013.3			
	13.40	0.5276	108	160	A10013.4			
17/32	13.49	0.5311	108	160	A10017/32			
	13.50	0.5315	108	160	A10013.5		A10813.5	A77713.5
	13.60	0.5354	108	160	A10013.6			

d_1 Øh_8 "/Nr./letter	d_1 Øh_8 mm	d_1 decimal Inch	l_2 mm	l_1 mm	A100	A101	A108	A777
	13.70	0.5394	108	160	A100 13.7			
	13.75	0.5413	108	160	A100 13.75			
	13.80	0.5433	108	160	A100 13.8			
35/64	13.89	0.5469	108	160	A100 35/64			
	13.90	0.5472	108	160	A100 13.9			
	14.00	0.5512	108	160	A100 14.0		A108 14.0	A777 14.0
	14.25	0.5610	114	169	A100 14.25			
9/16	14.29	0.5626	114	169	A100 9/16			
	14.50	0.5709	114	169	A100 14.5		A108 14.5	A777 14.5
37/64	14.68	0.5780	114	169	A100 37/64			
	14.75	0.5807	114	169	A100 14.75			
	15.00	0.5906	114	169	A100 15.0		A108 15.0	A777 15.0
19/32	15.08	0.5937	120	178	A100 19/32			
	15.25	0.6004	120	178	A100 15.25		A108 15.25	
39/64	15.48	0.6094	120	178	A100 39/64			
	15.50	0.6102	120	178	A100 15.5		A108 15.5	A777 15.5
	15.75	0.6201	120	178	A100 15.75			
5/8	15.88	0.6252	120	178	A100 5/8			
	16.00	0.6299	120	178	A100 16.0		A108 16.0	A777 16.0
41/64	16.27	0.6406	125	184	A100 41/64			
	16.50	0.6496	125	184	A100 16.5			
21/32	16.67	0.6563	125	184	A100 21/32			
	17.00	0.6693	125	184	A100 17.0			
43/64	17.07	0.6720	130	191	A100 43/64			
11/16	17.46	0.6874	130	191	A100 11/16			
	17.50	0.6890	130	191	A100 17.5			
	18.00	0.7087	130	191	A100 18.0			
	18.50	0.7283	135	198	A100 18.5			
	19.00	0.7480	135	198	A100 19.0			
	19.50	0.7677	140	205	A100 19.5			
	20.00	0.7874	140	205	A100 20.0			

DORMER

A170 HSS | DORMER | 4XD | 118° | ST | N

A170

- Korta Borrar Med 1/2” Cylindriskt Skaft
- Lyhyet porat, lieriövarsi, 1/2”
- Korte Bor Med 1/2” Sylindrisk Skaft
- Korte Bor Med 1/2” Cylindrisk Skaft

A170	•	1.1	1.2	1.3	1.4	1.5	1.6	2.1	2.2	2.3	3.1	3.2	3.3	3.4	4.1	4.2	4.3	5.1	5.2	5.3	6.1
		6.2	6.3	6.4	7.1	7.2	7.3	7.4	8.1	8.2	8.3	9.1									

A170

13.00 - 1.1/2

d_1 Øh_8 Inch	d_1 Øh_8 mm	d_1 decimal Inch	l_2 Inch	l_1 Inch	l_2 mm	l_1 mm	A170
	13.00	0.5118			83	156	A17013.0
33/64	13.10	0.5157	3.1/8	6“			A17033/64
17/32	13.49	0.5311	3.1/8	6“			A17017/32
	13.50	0.5315			83	156	A17013.5
35/64	13.89	0.5469	3.1/8	6“			A17035/64
	14.00	0.5512			83	156	A17014.0
9/16	14.29	0.5626	3.1/8	6“			A1709/16
	14.50	0.5709			83	156	A17014.5
37/64	14.68	0.5780	3.1/8	6“			A17037/64
	15.00	0.5906			83	156	A17015.0
19/32	15.08	0.5937	3.1/8	6“			A17019/32
39/64	15.48	0.6094	3.1/8	6“			A17039/64
	15.50	0.6102			83	156	A17015.5
5/8	15.88	0.6252	3.1/8	6“			A1705/8
	16.00	0.6299			84	157	A17016.0
41/64	16.27	0.6406	3.1/8	6“			A17041/64
	16.50	0.6496			84	157	A17016.5
21/32	16.67	0.6563	3.1/8	6“			A17021/32
	17.00	0.6693			84	157	A17017.0
43/64	17.07	0.6720	3.1/8	6“			A17043/64
11/16	17.46	0.6874	3.1/8	6“			A17011/16
	17.50	0.6890			84	157	A17017.5
45/64	17.86	0.7031	3.1/8	6“			A17045/64
	18.00	0.7087			84	157	A17018.0
23/32	18.26	0.7189	3.1/8	6“			A17023/32
	18.50	0.7283			84	157	A17018.5
47/64	18.65	0.7343	3.1/8	6“			A17047/64
	19.00	0.7480			84	157	A17019.0
3/4	19.05	0.7500	3.1/8	6“			A1703/4
49/64	19.45	0.7657	3“	6“			A17049/64
	19.50	0.7677			81	158	A17019.5
25/32	19.84	0.7811	3“	6“			A17025/32
	20.00	0.7874			81	158	A17020.0
51/64	20.24	0.7969	3“	6“			A17051/64
13/16	20.64	0.8126	3“	6“			A17013/16
	21.00	0.8268			82	158	A17021.0
53/64	21.03	0.8280	3“	6“			A17053/64
27/32	21.43	0.8437	3“	6“			A17027/32

d_1 Øh_8 Inch	d_1 Øh_8 mm	d_1 decimal Inch	l_2 Inch	l_1 Inch	l_2 mm	l_1 mm	A170
55/64	21.83	0.8594	3“	6“			A17055/64
	22.00	0.8661			82	158	A17022.0
7/8	22.22	0.8748	3“	6“			A1707/8
57/64	22.62	0.8906	3“	6“			A17057/64
	23.00	0.9055			82	158	A17023.0
29/32	23.02	0.9063	3“	6“			A17029/32
59/64	23.42	0.9220	3“	6“			A17059/64
15/16	23.81	0.9374	3“	6“			A17015/16
	24.00	0.9449			83	159	A17024.0
61/64	24.21	0.9531	3“	6“			A17061/64
31/32	24.61	0.9689	3“	6“			A17031/32
	25.00	0.9843			83	159	A17025.0
63/64	25.00	0.9843	3“	6“			A17063/64
1“	25.40	1.0000	3“	6“			A1701
1.1/32	26.19	1.0311	3“	6“			A1701.1/32
1.1/16	26.99	1.0626	3“	6“			A1701.1/16
1.7/64	28.18	1.1094	3“	6“			A1701.7/64
1.1/8	28.58	1.1252	3“	6“			A1701.1/8
1.9/64	28.97	1.1406	3“	6“			A1701.9/64
1.5/32	29.37	1.1563	3“	6“			A1701.5/32
1.3/16	30.16	1.1874	3“	6“			A1701.3/16
1.7/32	30.96	1.2189	3“	6“			A1701.7/32
1.1/4	31.75	1.2500	3“	6“			A1701.1/4
1.5/16	33.34	1.3126	3“	6“			A1701.5/16
1.3/8	34.93	1.3752	3“	6“			A1701.3/8
1.7/16	36.51	1.4374	3“	6“			A1701.7/16
1.1/2	38.10	1.5000	3“	6“			A1701.1/2

DORMER

A160 HSS HM | DIN 338 | 4XD | 118° | ST | N

A160

- Korta Borrar
- Lyhyet porat
- Korte Bor
- Korte Bor

A160																							
■	3.1	3.2	3.3	3.4																			
●	1.1	1.2	1.3	1.4	1.5	1.6	2.1	2.2	2.3	4.1	4.2	4.3	5.1	5.2	5.3	6.1	6.2	6.3	6.4	7.1	7.2	7.3	7.4
	8.2	9.1																					



A160

4.00 - 16.00

d_1 $Øh_8$ mm	d_1 decimal Inch	l_2 mm	l_1 mm	A160
4.00	0.1575	43	75	A1604.0
4.50	0.1772	47	80	A1604.5
5.00	0.1969	52	86	A1605.0
5.50	0.2165	57	93	A1605.5
6.00	0.2362	57	93	A1606.0
6.50	0.2559	63	101	A1606.5
6.80	0.2677	69	109	A1606.8
7.00	0.2756	69	109	A1607.0
7.50	0.2953	69	109	A1607.5
8.00	0.3150	75	117	A1608.0
8.50	0.3346	75	117	A1608.5
9.00	0.3543	81	125	A1609.0
9.50	0.3740	81	125	A1609.5
10.00	0.3937	87	133	A16010.0
10.20	0.4016	87	133	A16010.2
10.50	0.4134	87	133	A16010.5
11.00	0.4331	94	142	A16011.0
11.50	0.4528	94	142	A16011.5
12.00	0.4724	101	151	A16012.0
13.00	0.5118	101	151	A16013.0
14.00	0.5512	108	160	A16014.0
15.00	0.5906	114	169	A16015.0
16.00	0.6299	120	178	A16016.0

DORMER

A510 HSS DIN 338 4XD 130° TiN

A510

- ADX Korta borrar, Cylindriskt skaft
- ADX Porat, lyhyet
- ADX korte bor, syl. feste
- ADX korte bor, cyl. skaft.

A510																				
■	1.1	1.2	1.3	1.4	1.5	2.1	2.2	3.1	3.2	3.3	3.4	6.2	6.3	7.2	7.3	7.4	8.1	8.2	8.3
■	1.6	2.3	4.1	4.2	4.3	5.1	5.2	5.3	6.1	6.4	7.1								

A510

ADX

3.00 - 14.00

d_1 Øh_8 Inch	d_1 Øh_8 mm	d_1 decimal Inch	l_2 mm	l_1 mm	A510
	3.00	0.1181	33	61	A5103.0
	3.10	0.1220	36	65	A5103.1
1/8	3.18	0.1252	36	65	A5101/8
	3.20	0.1260	36	65	A5103.2
	3.30	0.1299	36	65	A5103.3
	3.40	0.1339	39	70	A5103.4
	3.50	0.1378	39	70	A5103.5
9/64	3.57	0.1406	39	70	A5109/64
	3.60	0.1417	39	70	A5103.6
	3.70	0.1457	39	70	A5103.7
	3.80	0.1496	43	75	A5103.8
	3.90	0.1535	43	75	A5103.9
5/32	3.97	0.1563	43	75	A5105/32
	4.00	0.1575	43	75	A5104.0
	4.10	0.1614	43	75	A5104.1
	4.20	0.1654	43	75	A5104.2
	4.30	0.1693	47	80	A5104.3
11/64	4.37	0.1720	47	80	A51011/64
	4.40	0.1732	47	80	A5104.4
	4.50	0.1772	47	80	A5104.5
	4.60	0.1811	47	80	A5104.6
	4.70	0.1850	47	80	A5104.7
3/16	4.76	0.1874	52	86	A5103/16
	4.80	0.1890	52	86	A5104.8
	4.90	0.1929	52	86	A5104.9
	5.00	0.1969	52	86	A5105.0
	5.10	0.2008	52	86	A5105.1
13/64	5.16	0.2031	52	86	A51013/64
	5.20	0.2047	52	86	A5105.2
	5.30	0.2087	52	86	A5105.3
	5.40	0.2126	57	93	A5105.4
	5.50	0.2165	57	93	A5105.5
7/32	5.56	0.2189	57	93	A5107/32
	5.60	0.2205	57	93	A5105.6
	5.70	0.2244	57	93	A5105.7
	5.80	0.2283	57	93	A5105.8

DORMER

d_1 $Øh_8$ Inch	d_1 $Øh_8$ mm	d_1 decimal Inch	l_2 mm	l_1 mm	A510
	5.90	0.2323	57	93	A5105.9
15/64	5.95	0.2343	57	93	A51015/64
	6.00	0.2362	57	93	A5106.0
	6.10	0.2402	63	101	A5106.1
	6.20	0.2441	63	101	A5106.2
	6.30	0.2480	63	101	A5106.3
1/4	6.35	0.2500	63	101	A5101/4
	6.40	0.2520	63	101	A5106.4
	6.50	0.2559	63	101	A5106.5
	6.60	0.2598	63	101	A5106.6
	6.70	0.2638	63	101	A5106.7
17/64	6.75	0.2657	69	109	A51017/64
	6.80	0.2677	69	109	A5106.8
	6.90	0.2717	69	109	A5106.9
	7.00	0.2756	69	109	A5107.0
	7.10	0.2795	69	109	A5107.1
9/32	7.14	0.2811	69	109	A5109/32
	7.20	0.2835	69	109	A5107.2
	7.30	0.2874	69	109	A5107.3
	7.40	0.2913	69	109	A5107.4
	7.50	0.2953	69	109	A5107.5
19/64	7.54	0.2969	75	117	A51019/64
	7.60	0.2992	75	117	A5107.6
	7.70	0.3031	75	117	A5107.7
	7.80	0.3071	75	117	A5107.8
	7.90	0.3110	75	117	A5107.9
5/16	7.94	0.3126	75	117	A5105/16
	8.00	0.3150	75	117	A5108.0
	8.10	0.3189	75	117	A5108.1
	8.20	0.3228	75	117	A5108.2
	8.30	0.3268	75	117	A5108.3
21/64	8.33	0.3280	75	117	A51021/64
	8.40	0.3307	75	117	A5108.4
	8.50	0.3346	75	117	A5108.5
	8.60	0.3386	81	125	A5108.6
	8.70	0.3425	81	125	A5108.7
11/32	8.73	0.3437	81	125	A51011/32
	8.80	0.3465	81	125	A5108.8
	8.90	0.3504	81	125	A5108.9
	9.00	0.3543	81	125	A5109.0
	9.10	0.3583	81	125	A5109.1
23/64	9.13	0.3594	81	125	A51023/64
	9.20	0.3622	81	125	A5109.2
	9.30	0.3661	81	125	A5109.3
	9.40	0.3701	81	125	A5109.4
	9.50	0.3740	81	125	A5109.5
3/8	9.52	0.3748	87	133	A5103/8
	9.60	0.3780	87	133	A5109.6
	9.70	0.3819	87	133	A5109.7
	9.80	0.3858	87	133	A5109.8
	9.90	0.3898	87	133	A5109.9
25/64	9.92	0.3906	87	133	A51025/64
	10.00	0.3937	87	133	A51010.0
	10.10	0.3976	87	133	A51010.1
	10.20	0.4016	87	133	A51010.2
	10.30	0.4055	87	133	A51010.3
13/32	10.32	0.4063	87	133	A51013/32
	10.40	0.4094	87	133	A51010.4
	10.50	0.4134	87	133	A51010.5
	10.60	0.4173	87	133	A51010.6
	10.70	0.4213	94	142	A51010.7
27/64	10.72	0.4220	94	142	A51027/64
	10.80	0.4252	94	142	A51010.8
	10.90	0.4291	94	142	A51010.9
	11.00	0.4331	94	142	A51011.0
	11.10	0.4370	94	142	A51011.1
7/16	11.11	0.4374	94	142	A5107/16
	11.20	0.4409	94	142	A51011.2
	11.30	0.4449	94	142	A51011.3
	11.40	0.4488	94	142	A51011.4

d_1 Øh_8 Inch	d_1 Øh_8 mm	d_1 decimal Inch	l_2 mm	l_1 mm	A510
	11.50	0.4528	94	142	A51011.5
29/64	11.51	0.4531	94	142	A51029/64
	11.60	0.4567	94	142	A51011.6
	11.70	0.4606	94	142	A51011.7
	11.80	0.4646	94	142	A51011.8
	11.90	0.4685	101	151	A51011.9
15/32	11.91	0.4689	101	151	A51015/32
	12.00	0.4724	101	151	A51012.0
	12.10	0.4764	101	151	A51012.1
	12.20	0.4803	101	151	A51012.2
	12.30	0.4843	101	151	A51012.3
31/64	12.30	0.4843	101	151	A51031/64
	12.40	0.4882	101	151	A51012.4
	12.50	0.4921	101	151	A51012.5
	12.60	0.4961	101	151	A51012.6
	12.70	0.5000	101	151	A51012.7
1/2	12.70	0.5000	101	151	A5101/2
	12.80	0.5039	101	151	A51012.8
	12.90	0.5079	101	151	A51012.9
	13.00	0.5118	101	151	A51013.0
	14.00	0.5512	108	160	A51014.0

DORMER

A553 HSS-E | DORMER | 5XD | 130° | TiAlN Top | DIN 6535HA | S.P.

A554 HSS-E | DORMER | 5XD | 130° | TiAlN Top | DIN 6535HE | S.P.

A553
A554

- ADX Borrar - invändig kylkanal
- ADX Porat, jäähdytyskanavat
- ADX Bor - Invendig kølekanal
- ADX Bor - indvendig køl

A553; A554	
■	1.1 1.2 1.3 1.4 1.5 1.6 2.1 2.2 3.1 3.2 3.3 3.4 4.1 6.2 6.3 7.2 7.3 7.4 8.1
●	2.3 4.2 4.3 5.1 5.2 5.3 6.1 6.4 7.1



d_1 Øh8 mm	d_1 decimal Inch	l_2 mm	l_1 mm	l_3 mm	d_2 Øh6 mm	A553	A554
5.00	0.1969	36	79	36	6	A5535.0	
5.20	0.2047	38	79	36	6	A5535.2	
5.50	0.2165	40	79	36	6	A5535.5	
6.00	0.2362	43	79	36	6	A5536.0	
6.30	0.2480	46	87	36	8	A5536.3	
6.50	0.2559	47	87	36	8	A5536.5	
6.80	0.2677	48	87	36	8	A5536.8	
6.90	0.2717	48	87	36	8	A5536.9	
7.00	0.2756	48	87	36	8	A5537.0	
7.40	0.2913	54	94	36	8	A5537.4	
7.50	0.2953	54	94	36	8	A5537.5	
8.00	0.3150	58	94	36	8	A5538.0	
8.50	0.3346	75	130	40	10	A5538.5	
8.70	0.3425	75	130	40	10	A5538.7	
9.00	0.3543	75	130	40	10	A5539.0	
9.50	0.3740	75	130	40	10	A5539.5	
10.00	0.3937	75	130	40	10	A55310.0	
10.20	0.4016	87	150	45	12	A55310.2	
10.30	0.4055	87	150	45	12	A55310.3	
10.50	0.4134	87	150	45	12	A55310.5	
11.00	0.4330	94	150	45	12	A55311.0	
11.30	0.4449	94	150	45	12	A55311.3	
11.50	0.4528	94	150	45	12	A55311.5	
12.00	0.4724	94	150	45	12	A55312.0	
12.50	0.4921	101	160	45	14	A55312.5	
13.00	0.5118	101	160	45	14	A55313.0	
13.50	0.5315	101	160	45	14	A55313.5	
14.00	0.5512	101	160	45	14	A55314.0	
14.25	0.5610	108	170	48	16	A55314.25	
14.50	0.5709	108	170	48	16	A55314.5	

d_1 $Øh_8$ mm	d_1 decimal Inch	l_2 mm	l_1 mm	l_3 mm	d_2 $Øh_6$ mm	A553	A554
15.00	0.5906	108	170	48	16	A55315.0	
15.25	0.6004	108	170	48	16	A55315.25	
15.50	0.6102	108	170	48	16	A55315.5	
16.00	0.6299	108	170	48	16	A55316.0	
16.50	0.6496	125	190	48	18	A55316.5	
17.00	0.6693	125	190	48	18	A55317.0	
17.50	0.6890	130	190	48	18	A55317.5	
17.75	0.6988	130	190	48	18	A55317.75	
18.00	0.7087	130	190	48	18	A55318.0	
19.00	0.7480	135	200	50	20	A55319.0	
19.25	0.7579	140	200	50	20	A55319.25	
20.00	0.7874	140	200	50	20	A55320.0	
20.50	0.8071	141	219	56	25		A55420.5
21.00	0.8268	141	219	56	25		A55421.0
21.50	0.8465	148	226	56	25		A55421.5
22.00	0.8661	148	226	56	25		A55422.0
22.50	0.8858	155	233	56	25		A55422.5
23.00	0.9055	155	233	56	25		A55423.0
24.00	0.9449	162	240	56	25		A55424.0
24.50	0.9646	168	240	56	25		A55424.5
25.00	0.9843	168	246	56	25		A55425.0
26.00	1.0236	175	257	60	32		A55426.0
26.50	1.0433	182	264	60	32		A55426.5
27.00	1.0630	182	264	60	32		A55427.0
28.00	1.1024	189	271	60	32		A55428.0
29.00	1.1417	195	277	60	32		A55429.0
29.50	1.1614	202	284	60	32		A55429.5
30.00	1.1811	202	284	60	32		A55430.0

DORMER

A900	HSS-E	DIN ANSI	6XD	130°			W			
A901	HSS-E	DIN ANSI	6XD	130°	Alcrona Top		W			

A900
A901

- PFX Korta Borrar
- PFX Porat, lyhyet
- PFX Korte Bor
- PFX Korte Bor

A900	■	1.1	1.2	1.3	1.4	1.5	1.6	2.1	2.2	2.3	4.1	4.2	4.3	5.1	5.2	5.3	7.2
	●	3.1	3.2	3.3	3.4	6.1	6.2	6.3	6.4	7.1	7.3	7.4	8.1	8.2			
A901	■	1.1	1.2	1.3	1.4	1.5	1.6	2.1	2.2	2.3	3.1	3.2	3.3	3.4	7.4		
	●	4.1	4.2	4.3	5.1	5.2	5.3	6.3	6.4								





d_1 Øh_8 Inch	d_1 Øh_8 mm	d_1 decimal Inch	l_2 mm	l_1 mm	A900	A901
	1.00	0.0394	12	34	A9001.0	
	1.10	0.0433	14	36	A9001.1	
3/64	1.19	0.0469	19	44	A9003/64	
	1.20	0.0472	16	38	A9001.2	
	1.25	0.0492	16	36	A9001.25	
	1.30	0.0512	16	38	A9001.3	
	1.35	0.0531	18	40	A9001.35	
	1.40	0.0551	18	40	A9001.4	
	1.45	0.0571	18	40	A9001.45	
	1.50	0.0591	18	40	A9001.5	A9011.5
	1.55	0.0610	20	43	A9001.55	A9011.55
1/16	1.59	0.0626	22	48	A9001/16	A9011/16
	1.60	0.0630	20	43	A9001.6	A9011.6
	1.70	0.0669	20	43	A9001.7	
	1.75	0.0689	22	46	A9001.75	A9011.75
	1.80	0.0709	22	46	A9001.8	A9011.8
	1.90	0.0748	22	46	A9001.9	A9011.9
5/64	1.98	0.0780	25	51	A9005/64	A9015/64
	2.00	0.0787	24	49	A9002.0	A9012.0
	2.10	0.0827	24	49	A9002.1	A9012.1
	2.15	0.0846	27	53	A9002.15	A9012.15
	2.20	0.0866	27	53	A9002.2	
	2.30	0.0906	27	53	A9002.3	
	2.35	0.0925	27	53	A9002.35	A9012.35
3/32	2.38	0.0937	32	57	A9003/32	A9013/32
	2.40	0.0945	30	57	A9002.4	A9012.4
	2.50	0.0984	30	57	A9002.5	A9012.5
	2.60	0.1024	30	57	A9002.6	A9012.6

d_1 Øh_8 Inch	d_1 Øh_8 mm	d_1 decimal Inch	l_2 mm	l_1 mm	A900	A901
	2.70	0.1063	33	61	A9002.7	A9012.7
7/64	2.78	0.1094	38	67	A9007/64	A9017/64
	2.80	0.1102	33	61	A9002.8	
	2.90	0.1142	33	61	A9002.9	A9012.9
	3.00	0.1181	33	61	A9003.0	A9013.0
	3.10	0.1220	36	65	A9003.1	A9013.1
1/8	3.18	0.1252	41	70	A9001/8	A9011/8
	3.20	0.1260	36	65	A9003.2	A9013.2
	3.30	0.1299	36	65	A9003.3	A9013.3
	3.40	0.1339	39	70	A9003.4	A9013.4
	3.50	0.1378	39	70	A9003.5	A9013.5
9/64	3.57	0.1406	44	73	A9009/64	A9019/64
	3.60	0.1417	39	70	A9003.6	A9013.6
	3.70	0.1457	39	70	A9003.7	A9013.7
	3.80	0.1496	43	75	A9003.8	A9013.8
	3.90	0.1535	43	75	A9003.9	A9013.9
5/32	3.97	0.1563	51	79	A9005/32	A9015/32
	4.00	0.1575	43	75	A9004.0	A9014.0
	4.10	0.1614	43	75	A9004.1	A9014.1
	4.20	0.1654	43	75	A9004.2	A9014.2
	4.30	0.1693	47	80	A9004.3	A9014.3
11/64	4.37	0.1720	54	83	A90011/64	A90111/64
	4.40	0.1732	47	80	A9004.4	A9014.4
	4.50	0.1772	47	80	A9004.5	A9014.5
	4.60	0.1811	47	80	A9004.6	A9014.6
	4.70	0.1850	47	80	A9004.7	A9014.7
3/16	4.76	0.1874	59	89	A9003/16	A9013/16
	4.80	0.1890	52	86	A9004.8	A9014.8
	4.90	0.1929	52	86	A9004.9	A9014.9
	5.00	0.1969	52	86	A9005.0	A9015.0
	5.10	0.2008	52	86	A9005.1	A9015.1
13/64	5.16	0.2031	62	92	A90013/64	A90113/64
	5.20	0.2047	52	86	A9005.2	A9015.2
	5.30	0.2087	52	86	A9005.3	A9015.3
	5.40	0.2126	57	93	A9005.4	A9015.4
	5.50	0.2165	57	93	A9005.5	A9015.5
7/32	5.56	0.2189	64	95	A9007/32	A9017/32
	5.60	0.2205	57	93	A9005.6	A9015.6
	5.70	0.2244	57	93	A9005.7	A9015.7
	5.80	0.2283	57	93	A9005.8	A9015.8
	5.90	0.2323	57	93	A9005.9	A9015.9
15/64	5.95	0.2343	67	98	A90015/64	A90115/64
	6.00	0.2362	57	93	A9006.0	A9016.0
	6.10	0.2402	63	101	A9006.1	A9016.1
	6.20	0.2441	63	101	A9006.2	A9016.2
	6.30	0.2480	63	101	A9006.3	A9016.3
1/4	6.35	0.2500	70	102	A9001/4	A9011/4
	6.40	0.2520	63	101	A9006.4	A9016.4
	6.50	0.2559	63	101	A9006.5	A9016.5
	6.60	0.2598	63	101	A9006.6	A9016.6
	6.70	0.2638	63	101	A9006.7	A9016.7
17/64	6.75	0.2657	73	105	A90017/64	A90117/64
	6.80	0.2677	69	109	A9006.8	A9016.8
	6.90	0.2717	69	109	A9006.9	A9016.9
	7.00	0.2756	69	109	A9007.0	A9017.0
	7.10	0.2795	69	109	A9007.1	A9017.1
9/32	7.14	0.2811	75	108	A9009/32	A9019/32
	7.20	0.2835	69	109	A9007.2	A9017.2
	7.30	0.2874	69	109	A9007.3	A9017.3
	7.40	0.2913	69	109	A9007.4	A9017.4
	7.50	0.2953	69	109	A9007.5	A9017.5
19/64	7.54	0.2969	78	111	A90019/64	A90119/64
	7.60	0.2992	75	117	A9007.6	A9017.6
	7.70	0.3031	75	117	A9007.7	A9017.7
	7.80	0.3071	75	117	A9007.8	A9017.8
	7.90	0.3110	75	117	A9007.9	A9017.9
5/16	7.94	0.3126	81	114	A9005/16	A9015/16
	8.00	0.3150	75	117	A9008.0	A9018.0

DORMER

d_1 Øh_8 Inch	d_1 Øh_8 mm	d_1 decimal Inch	l_2 mm	l_1 mm	A900	A901
	8.10	0.3189	75	117	A9008.1	A9018.1
	8.20	0.3228	75	117	A9008.2	A9018.2
	8.30	0.3268	75	117	A9008.3	A9018.3
21/64	8.33	0.3280	84	117	A90021/64	A90121/64
	8.40	0.3307	75	117	A9008.4	A9018.4
	8.50	0.3346	75	117	A9008.5	A9018.5
	8.60	0.3386	81	125	A9008.6	A9018.6
	8.70	0.3425	81	125	A9008.7	A9018.7
11/32	8.73	0.3437	87	121	A90011/32	A90111/32
	8.80	0.3465	81	125	A9008.8	A9018.8
	8.90	0.3504	81	125	A9008.9	A9018.9
	9.00	0.3543	81	125	A9009.0	A9019.0
	9.10	0.3583	81	125	A9009.1	A9019.1
23/64	9.13	0.3594	89	124	A90023/64	A90123/64
	9.20	0.3622	81	125	A9009.2	A9019.2
	9.30	0.3661	81	125	A9009.3	A9019.3
	9.40	0.3701	81	125	A9009.4	A9019.4
	9.50	0.3740	81	125	A9009.5	A9019.5
3/8	9.52	0.3748	92	127	A9003/8	A9013/8
	9.60	0.3780	87	133	A9009.6	A9019.6
	9.70	0.3819	87	133	A9009.7	A9019.7
	9.80	0.3858	87	133	A9009.8	A9019.8
	9.90	0.3898	87	133	A9009.9	A9019.9
25/64	9.92	0.3906	95	130	A90025/64	A90125/64
	10.00	0.3937	87	133	A90010.0	A90110.0
	10.20	0.4016	87	133	A90010.2	A90110.2
	10.30	0.4055	87	133	A90010.3	A90110.3
13/32	10.32	0.4063	98	133	A90013/32	A90113/32
	10.40	0.4094	87	133	A90010.4	A90110.4
	10.50	0.4134	87	133	A90010.5	A90110.5
27/64	10.72	0.4220	100	137	A90027/64	A90127/64
	10.75	0.4232	94	142	A90010.75	A90110.75
	10.80	0.4252	94	142	A90010.8	A90110.8
	11.00	0.4331	94	142	A90011.0	A90111.0
7/16	11.11	0.4374	103	140	A9007/16	A9017/16
	11.20	0.4409	94	142	A90011.2	A90111.2
	11.25	0.4429	94	142	A90011.25	A90111.25
	11.50	0.4528	94	142	A90011.5	A90111.5
29/64	11.51	0.4531	106	143	A90029/64	A90129/64
	11.80	0.4646	94	142	A90011.8	A90111.8
15/32	11.91	0.4689	110	146	A90015/32	A90115/32
	12.00	0.4724	101	151	A90012.0	A90112.0
	12.20	0.4803	101	151	A90012.2	A90112.2
31/64	12.30	0.4843	111	149	A90031/64	A90131/64
	12.50	0.4921	101	151	A90012.5	A90112.5
1/2	12.70	0.5000	101	151		A9011/2
1/2	12.70	0.5000	114	152	A9001/2	
	12.75	0.5020	101	151	A90012.75	A90112.75
	12.80	0.5039	101	151	A90012.8	A90112.8
	12.90	0.5079	101	151	A90012.9	
	13.00	0.5118	101	151	A90013.0	A90113.0
33/64	13.10	0.5157	122	168	A90033/64	A90133/64
	13.50	0.5315	108	160	A90013.5	A90113.5
35/64	13.89	0.5469	122	168	A90035/64	A90135/64
	14.00	0.5512	108	160	A90014.0	A90114.0
9/16	14.29	0.5626	122	168	A9009/16	A9019/16
	14.50	0.5709	114	169	A90014.5	A90114.5
37/64	14.68	0.5780	122	168	A90037/64	A90137/64
	14.75	0.5807	114	169	A90014.75	A90114.75
	15.00	0.5906	114	169	A90015.0	A90115.0
19/32	15.08	0.5937	132	181	A90019/32	A90119/32
39/64	15.48	0.6094	132	181	A90039/64	A90139/64
	15.50	0.6102	120	178	A90015.5	A90115.5
5/8	15.88	0.6252	132	181	A9005/8	A9015/8
	16.00	0.6299	120	178	A90016.0	A90116.0
41/64	16.27	0.6406	132	181	A90041/64	
	16.50	0.6496	125	184	A90016.5	
21/32	16.67	0.6563	132	181	A90021/32	

d_1 Øh_8 Inch	d_1 Øh_8 mm	d_1 decimal Inch	l_2 mm	l_1 mm	A900	A901
	16.75	0.6594	125	184	A90016.75	
	17.00	0.6693	125	184	A90017.0	
43/64	17.07	0.6720	143	194	A90043/64	
11/16	17.46	0.6874	143	194	A90011/16	
	17.50	0.6890	130	191	A90017.5	
45/64	17.86	0.7031	130	191	A90045/64	
	18.00	0.7087	130	191	A90018.0	
23/32	18.26	0.7189	130	191	A90023/32	
	18.50	0.7283	135	198	A90018.5	
47/64	18.65	0.7343	135	198	A90047/64	
	19.00	0.7480	135	198	A90019.0	
3/4	19.05	0.7500	135	198	A9003/4	
49/64	19.45	0.7657	135	198	A90049/64	
	19.50	0.7677	140	205	A90019.5	
25/32	19.84	0.7811	140	205	A90025/32	
	20.00	0.7874	140	205	A90020.0	

DORMER

A243	HSS	NAS 907	4XD	135°			N		NAS 907B
A244	HSS	NAS 907	4XD	118°			N		NAS 907A

A243
- Flygplansborrar — Totallängd 150mm
- Pitkät porat, lentokoneteollisuudelle — Kokonaispituus 150 mm

A244
- Flybor — Totallengde 150 mm
- Flybor — Totallængde 150 mm

A243; A244											
■	1.5	1.6	2.2	2.3	3.4	4.1	4.2	4.3	5.1	6.4	7.4
●	1.3	1.4	2.1	3.1	3.2	3.3	5.2	5.3	6.3	9.1	

d_1 Øh8 Inch	d_1 decimal Inch	l_2 Inch	l_1 Inch	A243	A244
3/32	0.0938	1.1/4	6“	A2433/32X6	
40	0.0980	1.3/8	6“	A243N40X6	
1/8	0.1250	1.5/8	6“	A2431/8X6	A2441/8X6
30	0.1285	1.5/8	6“	A243N30X6	
5/32	0.1563	2“	6“	A2435/32X6	A2445/32X6
21	0.1590	2.1/8	6“	A243N21X6	
20	0.1610	2.1/8	6“	A243N20X6	
3/16	0.1875	2.5/16	6“	A2433/16X6	A2443/16X6
11	0.1910	2.5/16	6“	A243N11X6	
10	0.1935	2.7/16	6“	A243N10X6	
1/4	0.2500	2.3/4	6“	A2431/4X6	A2441/4X6

DORMER

A110 HSS DIN 340 6XD 118° ST N

A110

- Långa Borrar — Blanka under 1,0 mm, 1/16”
- Pitkät porat — Halkaisijat < 1,0 mm: -kirkkaita
- Lange Bor — Blank under 1,0 mm, 1/16”
- Lange Bor — Blank under 1,0 mm, 1/16”

A110	1.1	1.2	1.3	1.4	1.5	1.6	2.1	2.2	2.3	3.1	3.2	3.3	3.4	4.1	4.2	4.3	5.1	5.2	5.3	6.1
	6.2	6.3	6.4	7.1	7.2	7.3	7.4	8.1	8.2	8.3	9.1									

A110

0.50 - 1“

d_1 Øh_8 Inch	d_1 Øh_8 mm	d_1 decimal Inch	l_2 mm	l_1 mm	A110
	0.50	0.0197	12	32	A110.5
	0.60	0.0236	15	35	A110.6
	0.70	0.0276	21	42	A110.7
1/32	0.79	0.0311	25	46	A1101/32
	0.80	0.0315	25	46	A110.8
	0.90	0.0354	29	51	A110.9
	1.00	0.0394	33	56	A1101.0
	1.10	0.0433	37	60	A1101.1
	1.20	0.0472	41	65	A1101.2
	1.30	0.0512	41	65	A1101.3
	1.40	0.0551	45	70	A1101.4
	1.50	0.0591	45	70	A1101.5
1/16	1.59	0.0626	50	76	A1101/16
	1.60	0.0630	50	76	A1101.6
	1.70	0.0669	50	76	A1101.7
	1.75	0.0689	53	80	A1101.75
	1.80	0.0709	53	80	A1101.8
	1.90	0.0748	53	80	A1101.9
5/64	1.98	0.0780	56	85	A1105/64
	2.00	0.0787	56	85	A1102.0
	2.05	0.0807	56	85	A1102.05
	2.10	0.0827	56	85	A1102.1
	2.20	0.0866	59	90	A1102.2
	2.25	0.0886	59	90	A1102.25
	2.30	0.0906	59	90	A1102.3
3/32	2.38	0.0937	62	95	A1103/32
	2.40	0.0945	62	95	A1102.4
	2.50	0.0984	62	95	A1102.5
	2.60	0.1024	62	95	A1102.6
	2.70	0.1063	66	100	A1102.7
7/64	2.78	0.1094	66	100	A1107/64
	2.80	0.1102	66	100	A1102.8
	2.90	0.1142	66	100	A1102.9
	3.00	0.1181	66	100	A1103.0
	3.10	0.1220	69	106	A1103.1
1/8	3.18	0.1252	69	106	A1101/8

DORMER

d_1 Øh_8 Inch	d_1 Øh_8 mm	d_1 decimal Inch	l_2 mm	l_1 mm	A110
	3.20	0.1260	69	106	A1103.2
	3.25	0.1280	69	106	A1103.25
	3.30	0.1299	69	106	A1103.3
	3.40	0.1339	73	112	A1103.4
	3.50	0.1378	73	112	A1103.5
9/64	3.57	0.1406	73	112	A1109/64
	3.60	0.1417	73	112	A1103.6
	3.70	0.1457	73	112	A1103.7
	3.75	0.1476	73	112	A1103.75
	3.80	0.1496	78	119	A1103.8
	3.90	0.1535	78	119	A1103.9
5/32	3.97	0.1563	78	119	A1105/32
	4.00	0.1575	78	119	A1104.0
	4.10	0.1614	78	119	A1104.1
	4.20	0.1654	78	119	A1104.2
	4.25	0.1673	78	119	A1104.25
	4.30	0.1693	82	126	A1104.3
11/64	4.37	0.1720	82	126	A11011/64
	4.40	0.1732	82	126	A1104.4
	4.50	0.1772	82	126	A1104.5
	4.60	0.1811	82	126	A1104.6
	4.70	0.1850	82	126	A1104.7
	4.75	0.1870	82	126	A1104.75
3/16	4.76	0.1874	87	132	A1103/16
	4.80	0.1890	87	132	A1104.8
	4.90	0.1929	87	132	A1104.9
	5.00	0.1969	87	132	A1105.0
	5.10	0.2008	87	132	A1105.1
13/64	5.16	0.2031	87	132	A11013/64
	5.20	0.2047	87	132	A1105.2
	5.25	0.2067	87	132	A1105.25
	5.30	0.2087	87	132	A1105.3
	5.40	0.2126	91	139	A1105.4
	5.50	0.2165	91	139	A1105.5
7/32	5.56	0.2189	91	139	A1107/32
	5.60	0.2205	91	139	A1105.6
	5.70	0.2244	91	139	A1105.7
	5.75	0.2264	91	139	A1105.75
	5.80	0.2283	91	139	A1105.8
	5.90	0.2323	91	139	A1105.9
15/64	5.95	0.2343	91	139	A11015/64
	6.00	0.2362	91	139	A1106.0
	6.10	0.2402	97	148	A1106.1
	6.20	0.2441	97	148	A1106.2
	6.25	0.2461	97	148	A1106.25
	6.30	0.2480	97	148	A1106.3
1/4	6.35	0.2500	97	148	A1101/4
	6.40	0.2520	97	148	A1106.4
	6.50	0.2559	97	148	A1106.5
	6.60	0.2598	97	148	A1106.6
	6.70	0.2638	97	148	A1106.7
17/64	6.75	0.2657	102	156	A11017/64
	6.75	0.2657	102	156	A1106.75
	6.80	0.2677	102	156	A1106.8
	6.90	0.2717	102	156	A1106.9
	7.00	0.2756	102	156	A1107.0
	7.10	0.2795	102	156	A1107.1
9/32	7.14	0.2811	102	156	A1109/32
	7.20	0.2835	102	156	A1107.2
	7.25	0.2854	102	156	A1107.25
	7.30	0.2874	102	156	A1107.3
	7.40	0.2913	102	156	A1107.4
	7.50	0.2953	102	156	A1107.5
	7.60	0.2992	109	165	A1107.6
	7.70	0.3031	109	165	A1107.7
	7.75	0.3051	109	165	A1107.75
	7.80	0.3071	109	165	A1107.8
	7.90	0.3110	109	165	A1107.9
5/16	7.94	0.3126	109	165	A1105/16
	8.00	0.3150	109	165	A1108.0

d_1 Øh_8 Inch	d_1 Øh_8 mm	d_1 decimal Inch	l_2 mm	l_1 mm	A110
	8.10	0.3189	109	165	A1108.1
	8.20	0.3228	109	165	A1108.2
	8.25	0.3248	109	165	A1108.25
	8.30	0.3268	109	165	A1108.3
	8.40	0.3307	109	165	A1108.4
	8.50	0.3346	109	165	A1108.5
	8.60	0.3386	115	175	A1108.6
	8.70	0.3425	115	175	A1108.7
11/32	8.73	0.3437	115	175	A11011/32
	8.75	0.3445	115	175	A1108.75
	8.80	0.3465	115	175	A1108.8
	8.90	0.3504	115	175	A1108.9
	9.00	0.3543	115	175	A1109.0
	9.10	0.3583	115	175	A1109.1
	9.20	0.3622	115	175	A1109.2
	9.25	0.3642	115	175	A1109.25
	9.30	0.3661	115	175	A1109.3
	9.40	0.3701	115	175	A1109.4
	9.50	0.3740	115	175	A1109.5
3/8	9.52	0.3748	121	184	A1103/8
	9.60	0.3780	121	184	A1109.6
	9.70	0.3819	121	184	A1109.7
	9.75	0.3839	121	184	A1109.75
	9.80	0.3858	121	184	A1109.8
	9.90	0.3898	121	184	A1109.9
	10.00	0.3937	121	184	A11010.0
	10.10	0.3976	121	184	A11010.1
	10.20	0.4016	121	184	A11010.2
	10.25	0.4035	121	184	A11010.25
	10.30	0.4055	121	184	A11010.3
13/32	10.32	0.4063	121	184	A11013/32
	10.50	0.4134	121	184	A11010.5
	10.75	0.4232	128	195	A11010.75
	10.80	0.4252	128	195	A11010.8
	11.00	0.4331	128	195	A11011.0
7/16	11.11	0.4374	128	195	A1107/16
	11.25	0.4429	128	195	A11011.25
	11.40	0.4488	128	195	A11011.4
	11.50	0.4528	128	195	A11011.5
	11.75	0.4626	128	195	A11011.75
	12.00	0.4724	134	205	A11012.0
	12.10	0.4764	134	205	A11012.1
	12.25	0.4823	134	205	A11012.25
	12.50	0.4921	134	205	A11012.5
1/2	12.70	0.5000	134	205	A1101/2
	13.00	0.5118	134	205	A11013.0
17/32	13.49	0.5311	140	214	A11017/32
	13.50	0.5315	140	214	A11013.5
	14.00	0.5512	140	214	A11014.0
9/16	14.29	0.5626	144	220	A1109/16
	14.50	0.5709	144	220	A11014.5
	15.00	0.5906	144	220	A11015.0
	15.50	0.6102	149	227	A11015.5
5/8	15.88	0.6252	149	227	A1105/8
	16.00	0.6299	149	227	A11016.0
	16.50	0.6496	154	235	A11016.5
	17.00	0.6693	154	235	A11017.0
11/16	17.46	0.6874	158	241	A11011/16
	17.50	0.6890	158	241	A11017.5
	18.00	0.7087	158	241	A11018.0
	18.50	0.7283	162	247	A11018.5
	19.00	0.7480	162	247	A11019.0
3/4	19.05	0.7500	166	254	A1103/4
	19.50	0.7677	166	254	A11019.5
	20.00	0.7874	166	254	A11020.0
	21.00	0.8268	171	261	A11021.0
	22.00	0.8661	176	268	A11022.0
7/8	22.22	0.8748	176	268	A1107/8
15/16	23.81	0.9374	185	282	A11015/16
1	25.40	1.0000	190	290	A1101

DORMER

A940 HSS-E | DIN ANSI | 10XD | 130° | W

A941 HSS-E | DIN ANSI | 10XD | 130° | Alcrona Top | W

A940
A941

- PFX Långa Borrar
- PFX Porat, pitkät
- PFX Lange Bor
- PFX Lange Bor

A940	■	1.1 1.2 1.3 1.4 1.5 1.6 2.1 2.2 2.3 4.1 4.2 4.3 7.2
	●	3.2 3.3 3.4 6.1 6.2 6.3 6.4 7.1 7.3 7.4 8.1 8.2
A941	■	1.1 1.2 1.3 1.4 1.5 1.6 2.1 2.2 2.3 3.1 3.2 3.3 3.4 7.4
	●	4.1 4.2 4.3 6.3 6.4





d_1 $Øh_8$ Inch	d_1 $Øh_8$ mm	d_1 decimal Inch	l_2 mm	l_1 mm	A940	A941
	1.00	0.0394	33	56	A9401.0	A9411.0
	1.10	0.0433	37	60	A9401.1	
3/64	1.19	0.0469	29	57	A9403/64	A9413/64
	1.20	0.0472	41	65	A9401.2	
	1.30	0.0512	41	65	A9401.3	
	1.40	0.0551	45	70	A9401.4	
	1.50	0.0591	45	70	A9401.5	A9411.5
1/16	1.59	0.0626	44	76	A9401/16	A9411/16
	1.60	0.0630	50	76	A9401.6	
	1.70	0.0669	50	76	A9401.7	
	1.80	0.0709	53	80	A9401.8	
	1.90	0.0748	53	80	A9401.9	
5/64	1.98	0.0780	51	95	A9405/64	A9415/64
	2.00	0.0787	56	85	A9402.0	A9412.0
	2.10	0.0827	56	85	A9402.1	
	2.20	0.0866	59	90	A9402.2	
	2.30	0.0906	59	90	A9402.3	
3/32	2.38	0.0937	57	108	A9403/32	A9413/32
	2.40	0.0945	62	95	A9402.4	
	2.50	0.0984	62	95	A9402.5	A9412.5
	2.60	0.1024	62	95	A9402.6	
	2.70	0.1063	66	100	A9402.7	
7/64	2.78	0.1094	64	117	A9407/64	A9417/64
	2.80	0.1102	66	100	A9402.8	
	2.90	0.1142	66	100	A9402.9	
	3.00	0.1181	66	100	A9403.0	A9413.0

d_1 Øh_8 Inch	d_1 Øh_8 mm	d_1 decimal Inch	l_2 mm	l_1 mm	A940	A941
	3.10	0.1220	69	106	A9403.1	A9413.1
1/8	3.18	0.1252	70	130	A9401/8	A9411/8
	3.20	0.1260	69	106	A9403.2	A9413.2
	3.30	0.1299	69	106	A9403.3	A9413.3
	3.40	0.1339	73	112	A9403.4	A9413.4
	3.50	0.1378	73	112	A9403.5	A9413.5
9/64	3.57	0.1406	76	137	A9409/64	A9419/64
	3.60	0.1417	73	112	A9403.6	A9413.6
	3.70	0.1457	73	112	A9403.7	A9413.7
	3.80	0.1496	78	119	A9403.8	A9413.8
	3.90	0.1535	78	119	A9403.9	A9413.9
5/32	3.97	0.1563	76	137	A9405/32	A9415/32
	4.00	0.1575	78	119	A9404.0	A9414.0
	4.10	0.1614	78	119	A9404.1	A9414.1
	4.20	0.1654	78	119	A9404.2	A9414.2
	4.30	0.1693	82	126	A9404.3	A9414.3
11/64	4.37	0.1720	86	146	A94011/64	A94111/64
	4.40	0.1732	82	126	A9404.4	A9414.4
	4.50	0.1772	82	126	A9404.5	A9414.5
	4.60	0.1811	82	126	A9404.6	A9414.6
	4.70	0.1850	82	126	A9404.7	A9414.7
3/16	4.76	0.1874	86	146	A9403/16	A9413/16
	4.80	0.1890	87	132	A9404.8	A9414.8
	4.90	0.1929	87	132	A9404.9	A9414.9
	5.00	0.1969	87	132	A9405.0	A9415.0
	5.10	0.2008	87	132	A9405.1	A9415.1
13/64	5.16	0.2031	92	152	A94013/64	A94113/64
	5.20	0.2047	87	132	A9405.2	A9415.2
	5.30	0.2087	87	132	A9405.3	A9415.3
	5.40	0.2126	91	139	A9405.4	A9415.4
	5.50	0.2165	91	139	A9405.5	A9415.5
7/32	5.56	0.2189	92	152	A9407/32	A9417/32
	5.60	0.2205	91	139	A9405.6	A9415.6
	5.70	0.2244	91	139	A9405.7	A9415.7
	5.80	0.2283	91	139	A9405.8	A9415.8
	5.90	0.2323	91	139	A9405.9	A9415.9
15/64	5.95	0.2343	95	156	A94015/64	A94115/64
	6.00	0.2362	91	139	A9406.0	A9416.0
	6.10	0.2402	97	148	A9406.1	A9416.1
	6.20	0.2441	97	148	A9406.2	A9416.2
	6.30	0.2480	97	148	A9406.3	A9416.3
1/4	6.35	0.2500	95	156	A9401/4	A9411/4
	6.40	0.2520	97	148	A9406.4	A9416.4
	6.50	0.2559	97	148	A9406.5	A9416.5
	6.60	0.2598	97	148	A9406.6	A9416.6
	6.70	0.2638	97	148	A9406.7	A9416.7
17/64	6.75	0.2657	98	159	A94017/64	A94117/64
	6.80	0.2677	102	156	A9406.8	A9416.8
	6.90	0.2717	102	156	A9406.9	A9416.9
	7.00	0.2756	102	156	A9407.0	A9417.0
	7.10	0.2795	102	156	A9407.1	A9417.1
9/32	7.14	0.2811	98	159	A9409/32	A9419/32
	7.20	0.2835	102	156	A9407.2	A9417.2
	7.30	0.2874	102	156	A9407.3	A9417.3
	7.40	0.2913	102	156	A9407.4	A9417.4
	7.50	0.2953	102	156	A9407.5	A9417.5
19/64	7.54	0.2969	102	162	A94019/64	A94119/64
	7.60	0.2992	109	165	A9407.6	A9417.6
	7.70	0.3031	109	165	A9407.7	A9417.7
	7.80	0.3071	109	165	A9407.8	A9417.8
	7.90	0.3110	109	165	A9407.9	A9417.9
5/16	7.94	0.3126	102	162	A9405/16	A9415/16
	8.00	0.3150	109	165	A9408.0	A9418.0
	8.10	0.3189	109	165	A9408.1	A9418.1
	8.20	0.3228	109	165	A9408.2	A9418.2
	8.30	0.3268	109	165	A9408.3	A9418.3
21/64	8.33	0.3280	105	165	A94021/64	A94121/64
	8.40	0.3307	109	165	A9408.4	A9418.4
	8.50	0.3346	109	165	A9408.5	A9418.5
	8.60	0.3386	115	175	A9408.6	A9418.6

DORMER

d_1 Øh_8 Inch	d_1 Øh_8 mm	d_1 decimal Inch	l_2 mm	l_1 mm	A940	A941
	8.70	0.3425	115	175	A9408.7	A9418.7
11/32	8.73	0.3437	105	165	A94011/32	A94111/32
	8.80	0.3465	115	175	A9408.8	A9418.8
	8.90	0.3504	115	175	A9408.9	A9418.9
	9.00	0.3543	115	175	A9409.0	A9419.0
	9.10	0.3583	115	175	A9409.1	A9419.1
23/64	9.13	0.3594	108	171	A94023/64	A94123/64
	9.20	0.3622	115	175	A9409.2	A9419.2
	9.30	0.3661	115	175	A9409.3	A9419.3
	9.40	0.3701	115	175	A9409.4	A9419.4
	9.50	0.3740	115	175	A9409.5	A9419.5
3/8	9.52	0.3748	108	171	A9403/8	A9413/8
	9.60	0.3780	121	184	A9409.6 [1]	A9419.6 [1]
	9.70	0.3819	121	184	A9409.7 [1]	A9419.7 [1]
	9.80	0.3858	121	184	A9409.8 [1]	A9419.8 [1]
	9.90	0.3898	121	184	A9409.9 [1]	A9419.9 [1]
25/64	9.92	0.3906	111	178	A94025/64 [1]	A94125/64 [1]
	10.00	0.3937	121	184	A94010.0 [1]	A94110.0 [1]
	10.20	0.4016	121	184	A94010.2 [1]	A94110.2 [1]
	10.30	0.4055	121	184	A94010.3 [1]	A94110.3 [1]
13/32	10.32	0.4063	111	178	A94013/32 [1]	A94113/32 [1]
	10.40	0.4094	121	184	A94010.4 [1]	A94110.4 [1]
	10.50	0.4134	121	184	A94010.5 [1]	A94110.5 [1]
27/64	10.72	0.4220	117	184	A94027/64 [1]	A94127/64 [1]
	10.80	0.4252	128	195	A94010.8 [1]	A94110.8 [1]
	11.00	0.4331	128	195	A94011.0 [1]	A94111.0 [1]
7/16	11.11	0.4374	117	184	A9407/16 [1]	A9417/16 [1]
	11.20	0.4409	128	195	A94011.2 [1]	A94111.2 [1]
	11.50	0.4528	128	195	A94011.5 [1]	A94111.5 [1]
29/64	11.51	0.4531	121	190	A94029/64 [1]	A94129/64 [1]
	11.80	0.4646	128	195	A94011.8 [1]	A94111.8 [1]
15/32	11.91	0.4689	121	190	A94015/32 [1]	A94115/32 [1]
	12.00	0.4724	134	205	A94012.0 [1]	A94112.0 [1]
	12.20	0.4803	134	205	A94012.2 [1]	A94112.2 [1]
31/64	12.30	0.4843	121	197	A94031/64 [1]	A94131/64 [1]
	12.50	0.4921	134	205	A94012.5 [1]	A94112.5 [1]
1/2	12.70	0.5000	121	197	A9401/2 [1]	A9411/2 [1]
	12.80	0.5039	134	205	A94012.8 [1]	A94112.8 [1]
	13.00	0.5118	134	205	A94013.0 [1]	A94113.0 [1]
33/64	13.10	0.5157	121	203	A94033/64 [1]	A94133/64 [1]
17/32	13.49	0.5311	121	203	A94017/32 [1]	
	13.50	0.5315	140	214	A94013.5 [1]	A94113.5 [1]
35/64	13.89	0.5469	124	210	A94035/64 [1]	A94135/64 [1]
	14.00	0.5512	140	214	A94014.0 [1]	A94114.0 [1]
9/16	14.29	0.5626	124	210	A9409/16 [1]	A9419/16 [1]
	14.50	0.5709	144	220	A94014.5 [1]	A94114.5 [1]
37/64	14.68	0.5780	124	222	A94037/64 [1]	A94137/64 [1]
	15.00	0.5906	144	220	A94015.0 [1]	A94115.0 [1]
19/32	15.08	0.5937	124	222	A94019/32 [1]	A94119/32 [1]
39/64	15.48	0.6094	124	222	A94039/64 [1]	A94139/64 [1]
	15.50	0.6102	149	227	A94015.5 [1]	A94115.5 [1]
5/8	15.88	0.6252	124	222	A9405/8 [1]	A9415/8 [1]
	16.00	0.6299	149	227	A94016.0 [1]	A94116.0 [1]
41/64	16.27	0.6406	130	229	A94041/64 [1]	
	16.50	0.6496	154	235	A94016.5 [1]	
21/32	16.67	0.6563	130	229	A94021/32 [1]	
	17.00	0.6693	154	235	A94017.0 [1]	
43/64	17.07	0.6720	137	235	A94043/64 [1]	
11/16	17.46	0.6874	137	235	A94011/16 [1]	
	17.50	0.6890	158	241	A94017.5 [1]	
45/64	17.86	0.7031	143	241	A94045/64 [1]	
	18.00	0.7087	158	241	A94018.0 [1]	
23/32	18.26	0.7189	143	241	A94023/32 [1]	
47/64	18.65	0.7343	149	248	A94047/64 [1]	
	19.00	0.7480	162	247	A94019.0 [1]	
3/4	19.05	0.7500	149	248	A9403/4 [1]	
49/64	19.45	0.7657	152	251	A94049/64 [1]	
25/32	19.84	0.7811	152	251	A94025/32 [1]	
	20.00	0.7874	166	254	A94020.0 [1]	

[1] < 10xD

DORMER

A125 HSS BS 328 10XD 118° ST N

A125

- Extra Långa Borrar — Blank under 2,2 mm, 5/64”
- Erittäin pitkät porat — Halkaisijat < 2,2 mm, 5/64”: -kirkkaita
- Ekstra Lange Bor — Blank under 2,2 mm, 5/64”
- Ekstra Lange Bor — Blank under 2,2 mm, 5/64”

A125																						
■	1.1	1.2																				
■	1.3	1.4	1.5	1.6	2.1	2.2	2.3	3.1	3.2	3.3	3.4	4.1	4.2	4.3	5.1	5.2	5.3	6.1	6.2	6.3		
	6.4	7.1	7.2	7.3	7.4	8.1	8.2	8.3	9.1													

A125

1.40 - 1“

d_1 Øh_8 Inch	d_1 Øh_8 mm	d_1 decimal Inch	l_2 mm	l_1 mm	A125
	1.40	0.0551	100	160	A1251.4X160
	1.50	0.0591	80	125	A1251.5X125
	1.50	0.0591	100	160	A1251.5X160
1/16	1.59	0.0626	80	125	A1251/16X125
1/16	1.59	0.0626	100	160	A1251/16X160
	1.80	0.0709	100	160	A1251.8X160
5/64	1.98	0.0780	80	125	A1255/64X125
5/64	1.98	0.0780	100	160	A1255/64X160
	2.00	0.0787	80	125	A1252.0X125
	2.00	0.0787	100	160	A1252.0X160
	2.20	0.0866	100	160	A1252.2X160
3/32	2.38	0.0937	80	125	A1253/32X125
3/32	2.38	0.0937	100	160	A1253/32X160
	2.50	0.0984	80	125	A1252.5X125
	2.50	0.0984	100	160	A1252.5X160
7/64	2.78	0.1094	80	125	A1257/64X125
7/64	2.78	0.1094	100	160	A1257/64X160
	3.00	0.1181	100	160	A1253.0X160
	3.00	0.1181	150	200	A1253.0X200
	3.00	0.1181	200	250	A1253.0X250
1/8	3.18	0.1252	100	160	A1251/8X160
1/8	3.18	0.1252	150	200	A1251/8X200
1/8	3.18	0.1252	200	250	A1251/8X250
1/8	3.18	0.1252	250	310	A1251/8X315
	3.30	0.1299	100	160	A1253.3X160
	3.50	0.1378	100	160	A1253.5X160
	3.50	0.1378	150	200	A1253.5X200
	3.50	0.1378	200	250	A1253.5X250
9/64	3.57	0.1406	100	160	A1259/64X160
9/64	3.57	0.1406	150	200	A1259/64X200
9/64	3.57	0.1406	250	310	A1259/64X315
5/32	3.97	0.1563	100	160	A1255/32X160

DORMER

d_1 Øh_8 Inch	d_1 Øh_8 mm	d_1 decimal Inch	l_2 mm	l_1 mm	A125
5/32	3.97	0.1563	150	200	A1255/32X200
5/32	3.97	0.1563	200	250	A1255/32X250
5/32	3.97	0.1563	250	310	A1255/32X315
	4.00	0.1575	100	160	A1254.0X160
	4.00	0.1575	150	200	A1254.0X200
	4.00	0.1575	200	250	A1254.0X250
	4.00	0.1575	250	310	A1254.0X315
11/64	4.37	0.1720	100	160	A12511/64X160
11/64	4.37	0.1720	150	200	A12511/64X200
11/64	4.37	0.1720	250	310	A12511/64X315
	4.50	0.1772	100	160	A1254.5X160
	4.50	0.1772	150	200	A1254.5X200
	4.50	0.1772	200	250	A1254.5X250
	4.50	0.1772	250	310	A1254.5X315
3/16	4.76	0.1874	100	160	A1253/16X160
3/16	4.76	0.1874	150	200	A1253/16X200
3/16	4.76	0.1874	200	250	A1253/16X250
3/16	4.76	0.1874	250	310	A1253/16X315
3/16	4.76	0.1874	300	400	A1253/16X400
	5.00	0.1969	100	160	A1255.0X160
	5.00	0.1969	150	200	A1255.0X200
	5.00	0.1969	200	250	A1255.0X250
	5.00	0.1969	250	310	A1255.0X315
	5.00	0.1969	300	400	A1255.0X400
13/64	5.16	0.2031	150	200	A12513/64X200
13/64	5.16	0.2031	200	250	A12513/64X250
13/64	5.16	0.2031	250	310	A12513/64X315
	5.50	0.2165	150	200	A1255.5X200
	5.50	0.2165	200	250	A1255.5X250
	5.50	0.2165	250	310	A1255.5X315
7/32	5.56	0.2189	150	200	A1257/32X200
7/32	5.56	0.2189	200	250	A1257/32X250
7/32	5.56	0.2189	250	310	A1257/32X315
15/64	5.95	0.2343	150	200	A12515/64X200
15/64	5.95	0.2343	200	250	A12515/64X250
15/64	5.95	0.2343	250	310	A12515/64X315
	6.00	0.2362	150	200	A1256.0X200
	6.00	0.2362	200	250	A1256.0X250
	6.00	0.2362	250	310	A1256.0X315
	6.00	0.2362	300	400	A1256.0X400
1/4	6.35	0.2500	150	200	A1251/4X200
1/4	6.35	0.2500	200	250	A1251/4X250
1/4	6.35	0.2500	250	310	A1251/4X315
1/4	6.35	0.2500	300	400	A1251/4X400
1/4	6.35	0.2500	400	460	A1251/4X500
	6.50	0.2559	150	200	A1256.5X200
	6.50	0.2559	200	250	A1256.5X250
	6.50	0.2559	250	310	A1256.5X315
17/64	6.75	0.2657	150	200	A12517/64X200
17/64	6.75	0.2657	200	250	A12517/64X250
17/64	6.75	0.2657	400	460	A12517/64X500
	7.00	0.2756	150	200	A1257.0X200
	7.00	0.2756	200	250	A1257.0X250
	7.00	0.2756	250	310	A1257.0X315
9/32	7.14	0.2811	150	200	A1259/32X200
9/32	7.14	0.2811	200	250	A1259/32X250
9/32	7.14	0.2811	250	310	A1259/32X315
9/32	7.14	0.2811	400	460	A1259/32X500
	7.50	0.2953	150	200	A1257.5X200
	7.50	0.2953	200	250	A1257.5X250
	7.50	0.2953	250	310	A1257.5X315
19/64	7.54	0.2969	250	310	A12519/64X315
19/64	7.54	0.2969	400	460	A12519/64X500
5/16	7.94	0.3126	150	200	A1255/16X200
5/16	7.94	0.3126	200	250	A1255/16X250
5/16	7.94	0.3126	250	310	A1255/16X315
5/16	7.94	0.3126	300	400	A1255/16X400
5/16	7.94	0.3126	400	460	A1255/16X500
	8.00	0.3150	200	250	A1258.0X250
	8.00	0.3150	250	310	A1258.0X315

d_1 Øh_8 Inch	d_1 Øh_8 mm	d_1 decimal Inch	l_2 mm	l_1 mm	A125
	8.00	0.3150	300	400	A1258.0X400
21/64	8.33	0.3280	250	310	A12521/64X315
21/64	8.33	0.3280	400	460	A12521/64X500
	8.50	0.3346	200	250	A1258.5X250
	8.50	0.3346	250	310	A1258.5X315
11/32	8.73	0.3437	200	250	A12511/32X250
11/32	8.73	0.3437	250	310	A12511/32X315
11/32	8.73	0.3437	300	400	A12511/32X400
11/32	8.73	0.3437	400	460	A12511/32X500
	9.00	0.3543	200	250	A1259.0X250
	9.00	0.3543	250	310	A1259.0X315
	9.00	0.3543	300	400	A1259.0X400
23/64	9.13	0.3594	250	310	A12523/64X315
23/64	9.13	0.3594	400	460	A12523/64X500
	9.50	0.3740	200	250	A1259.5X250
	9.50	0.3740	250	310	A1259.5X315
3/8	9.52	0.3748	200	250	A1253/8X250
3/8	9.52	0.3748	250	310	A1253/8X315
3/8	9.52	0.3748	300	400	A1253/8X400
3/8	9.52	0.3748	400	460	A1253/8X500
25/64	9.92	0.3906	250	310	A12525/64X315
25/64	9.92	0.3906	400	460	A12525/64X500
	10.00	0.3937	200	250	A12510.0X250
	10.00	0.3937	250	310	A12510.0X315
	10.00	0.3937	300	400	A12510.0X400
13/32	10.32	0.4063	200	250	A12513/32X250
13/32	10.32	0.4063	250	310	A12513/32X315
13/32	10.32	0.4063	400	460	A12513/32X500
	10.50	0.4134	200	250	A12510.5X250
	10.50	0.4134	250	310	A12510.5X315
	10.50	0.4134	300	400	A12510.5X400
27/64	10.72	0.4220	250	310	A12527/64X315
	11.00	0.4331	200	250	A12511.0X250
	11.00	0.4331	250	310	A12511.0X315
	11.00	0.4331	300	400	A12511.0X400
7/16	11.11	0.4374	200	250	A1257/16X250
7/16	11.11	0.4374	250	310	A1257/16X315
7/16	11.11	0.4374	300	400	A1257/16X400
7/16	11.11	0.4374	400	460	A1257/16X500
29/64	11.51	0.4531	250	310	A12529/64X315
29/64	11.51	0.4531	400	460	A12529/64X500
15/32	11.91	0.4689	200	250	A12515/32X250
15/32	11.91	0.4689	250	310	A12515/32X315
15/32	11.91	0.4689	400	460	A12515/32X500
	12.00	0.4724	200	250	A12512.0X250
	12.00	0.4724	250	310	A12512.0X315
	12.00	0.4724	300	400	A12512.0X400
31/64	12.30	0.4843	250	310	A12531/64X315
31/64	12.30	0.4843	400	460	A12531/64X500
1/2	12.70	0.5000	200	250	A1251/2X250
1/2	12.70	0.5000	250	310	A1251/2X315
1/2	12.70	0.5000	300	400	A1251/2X400
1/2	12.70	0.5000	400	460	A1251/2X500
	13.00	0.5118	250	310	A12513.0X315
	13.00	0.5118	300	400	A12513.0X400
33/64	13.10	0.5157	250	310	A12533/64X315
33/64	13.10	0.5157	400	460	A12533/64X500
17/32	13.49	0.5311	250	310	A12517/32X315
17/32	13.49	0.5311	400	460	A12517/32X500
35/64	13.89	0.5469	250	310	A12535/64X315
35/64	13.89	0.5469	400	460	A12535/64X500
	14.00	0.5512	250	310	A12514.0X315
	14.00	0.5512	300	400	A12514.0X400
9/16	14.29	0.5626	250	310	A1259/16X315
9/16	14.29	0.5626	400	460	A1259/16X500
37/64	14.68	0.5780	250	310	A12537/64X315
19/32	15.08	0.5937	250	310	A12519/32X315
19/32	15.08	0.5937	400	460	A12519/32X500

d_1 Øh8 Inch	d_1 Øh8 mm	d_1 decimal Inch	l_2 mm	l_1 mm	A125
39/64	15.48	0.6094	250	310	A12539/64X315
39/64	15.48	0.6094	400	460	A12539/64X500
5/8	15.88	0.6252	250	310	A1255/8X315
5/8	15.88	0.6252	400	460	A1255/8X500
21/32	16.67	0.6563	250	310	A12521/32X315
21/32	16.67	0.6563	400	460	A12521/32X500
11/16	17.46	0.6874	250	310	A12511/16X315
11/16	17.46	0.6874	400	460	A12511/16X500
23/32	18.26	0.7189	250	310	A12523/32X315
23/32	18.26	0.7189	400	460	A12523/32X500
3/4	19.05	0.7500	250	310	A1253/4X315
3/4	19.05	0.7500	400	460	A1253/4X500
25/32	19.84	0.7811	400	460	A12525/32X500
13/16	20.64	0.8126	400	460	A12513/16X500
7/8	22.22	0.8748	400	460	A1257/8X500
15/16	23.81	0.9374	400	460	A12515/16X500
1“	25.40	1.0000	400	460	A1251X500

A976	HSS-E	DIN 1869/1	15XD	130°			W			
A977	HSS-E	DIN 1869/2	20XD	130°			W			
A978	HSS-E	DIN 1869/3	25XD	130°			W			

A976
A977
A978

- PFX Extra Långa Borrar
- PFX Porat, erittäin pitkät
- PFX Ekstra Lange Bor
- PFX Ekstra Lange Bor

A976; A977; A978															
	■	1.3	1.4	1.5	1.6										
	●	1.1	1.2	2.1	2.2	2.3	3.2	3.3	3.4	4.1	4.2	4.3	6.3	6.4	7.4



d_1 Øh8 Inch	d_1 Øh8 mm	d_1 decimal Inch	l_2 mm	l_1 mm	A976	A977	A978
	1.50	0.0591	100	150		A9771.5 [2]	
	1.50	0.0591	75	115	A9761.5		
1/16	1.59	0.0626	100	150		A9771/16 [2]	
	2.00	0.0787	110	160		A9772.0 [2]	
	2.00	0.0787	85	125	A9762.0X125		
	2.10	0.0827	85	125	A9762.1X125		
	2.20	0.0866	90	135	A9762.2X135		
	2.30	0.0906	90	135	A9762.3X135		
3/32	2.38	0.0937	115	170		A9773/32 [2]	
	2.40	0.0945	95	140	A9762.4X140		
	2.50	0.0984	95	140	A9762.5X140		
	2.60	0.1024	95	140	A9762.6X140		
	2.70	0.1063	100	150	A9762.7X150		
	2.80	0.1102	100	150	A9762.8X150		
	2.90	0.1142	100	150	A9762.9X150		
	3.00	0.1181	100	150	A9763.0X150		
	3.00	0.1181	130	190		A9773.0X190	
	3.00	0.1181	160	240			A9783.0 [2]
	3.10	0.1220	105	155	A9763.1X155		
1/8	3.18	0.1252	105	155	A9761/8		

[2] Dormer standard / Pituudet Dormer Standardin mukaan / Spor og totallengde lik Dormer standard / Spor og totallængde i følge Dormer standard

DORMER

d_1 Øh_8 Inch	d_1 Øh_8 mm	d_1 decimal Inch	l_2 mm	l_1 mm	A976	A977	A978
1/8	3.18	0.1252	135	200		A9771/8	
	3.20	0.1260	105	155	A9763.2X155		
	3.30	0.1299	105	155	A9763.3X155		
	3.40	0.1339	115	165	A9763.4X165		
	3.50	0.1378	115	165	A9763.5X165		
	3.50	0.1378	145	210		A9773.5X210	
	3.50	0.1378	180	265			A9783.5X265
	3.60	0.1417	115	165	A9763.6X165		
	3.70	0.1457	115	165	A9763.7X165		
	3.80	0.1496	120	175	A9763.8X175		
	3.90	0.1535	120	175	A9763.9X175		
5/32	3.97	0.1563	120	175	A9765/32		
	4.00	0.1575	120	175	A9764.0X175		
	4.00	0.1575	150	220		A9774.0X220	
	4.00	0.1575	190	280			A9784.0X280
	4.10	0.1614	120	175	A9764.1X175		
	4.20	0.1654	120	175	A9764.2X175		
	4.30	0.1693	125	185	A9764.3X185		
	4.40	0.1732	125	185	A9764.4X185		
	4.50	0.1772	125	185	A9764.5X185		
	4.50	0.1772	160	235		A9774.5X235	
	4.50	0.1772	200	295			A9784.5X295
	4.60	0.1811	125	185	A9764.6X185		
	4.70	0.1850	125	185	A9764.7X185		
3/16	4.76	0.1874	135	195	A9763/16		
3/16	4.76	0.1874	170	245		A9773/16	
	4.80	0.1890	135	195	A9764.8X195		
	4.90	0.1929	135	195	A9764.9X195		
	5.00	0.1969	135	195	A9765.0X195		
	5.00	0.1969	170	245		A9775.0X245	
	5.00	0.1969	210	315			A9785.0X315
	5.10	0.2008	135	195	A9765.1X195		
	5.20	0.2047	135	195	A9765.2X195		
	5.30	0.2087	135	195	A9765.3X195		
	5.40	0.2126	140	205	A9765.4X205		
	5.50	0.2165	140	205	A9765.5X205		
	5.50	0.2165	180	260		A9775.5X260	
	5.50	0.2165	225	330			A9785.5X330
	5.60	0.2205	140	205	A9765.6X205		
	5.70	0.2244	140	205	A9765.7X205		
	5.80	0.2283	140	205	A9765.8X205		
	5.90	0.2323	140	205	A9765.9X205		
	6.00	0.2362	140	205	A9766.0X205		
	6.00	0.2362	180	260		A9776.0X260	
	6.00	0.2362	225	330			A9786.0X330
	6.10	0.2402	150	215	A9766.1X215		
	6.20	0.2441	150	215	A9766.2X215		
	6.30	0.2480	150	215	A9766.3X215		
1/4	6.35	0.2500	150	215	A9761/4		
1/4	6.35	0.2500	190	275		A9771/4	
1/4	6.35	0.2500	235	350			A9781/4
	6.40	0.2520	150	215	A9766.4X215		
	6.50	0.2559	150	215	A9766.5X215		
	6.50	0.2559	190	275		A9776.5X275	
	6.50	0.2559	235	350			A9786.5X350
	6.60	0.2598	150	215	A9766.6X215		
	6.70	0.2638	150	215	A9766.7X215		
	6.80	0.2677	155	225	A9766.8X225		
	6.90	0.2717	155	225	A9766.9X225		
	7.00	0.2756	155	225	A9767.0X225		
	7.00	0.2756	200	290		A9777.0X290	
	7.00	0.2756	250	370			A9787.0X370
	7.50	0.2953	155	225	A9767.5X225		
	7.50	0.2953	200	290		A9777.5X290	
	7.50	0.2953	250	370			A9787.5X370
5/16	7.94	0.3126	165	240	A9765/16		
	8.00	0.3150	165	240	A9768.0X240		
	8.00	0.3150	210	305		A9778.0X305	

d_1 Øh_8 Inch	d_1 Øh_8 mm	d_1 decimal Inch	l_2 mm	l_1 mm	A976	A977	A978
	8.00	0.3150	265	390			A9788.0X390
	8.50	0.3346	165	240	A9768.5X240		
	8.50	0.3346	210	305		A9778.5X305	
	8.50	0.3346	265	390			A9788.5X390
11/32	8.73	0.3437	175	250	A97611/32		
11/32	8.73	0.3437	220	320		A97711/32	
	9.00	0.3543	175	250	A9769.0X250		
	9.00	0.3543	220	320		A9779.0X320	
	9.00	0.3543	280	410			A9789.0X410
	9.50	0.3740	175	250	A9769.5X250		
	9.50	0.3740	220	320		A9779.5X320	
	9.50	0.3740	280	410			A9789.5X410
3/8	9.52	0.3748	185	265	A9763/8		
	10.00	0.3937	185	265	A97610.0X265		
	10.00	0.3937	235	340		A97710.0X340	
	10.00	0.3937	295	430			A97810.0X430
	10.50	0.4134	185	265	A97610.5		
	10.50	0.4134	235	340		A97710.5	
	11.00	0.4331	195	280	A97611.0		
	11.00	0.4331	250	365		A97711.0	
7/16	11.11	0.4374	195	280	A9767/16		
	11.50	0.4528	195	280	A97611.5		
	11.50	0.4528	250	365		A97711.5	
	12.00	0.4724	205	295	A97612.0		
	12.00	0.4724	260	375		A97712.0	
	12.50	0.4921	205	295	A97612.5		
	12.50	0.4921	260	375		A97712.5	
1/2	12.70	0.5000	205	295	A9761/2		
	13.00	0.5118	205	295	A97613.0		
	13.00	0.5118	260	375		A97713.0	
	14.00	0.5512	215	310	A97614.0 [2)]		
	14.00	0.5512	270	390		A97714.0 [2)]	

[2)] Dormer standard / Pituudet Dormer Standardin mukaan / Spor og totallengde lik Dormer standard / Spor og totallængde i følge Dormer standard

DORMER

A130	HSS	DIN 345	4XD	118°	ST		N		
A530	HSS	DIN 345	4XD	118°	TiN		N		
A730	HSS-E	DIN 345	4XD	118°	Bronze		N		

A130

- Korta borrar med MK — Över 14,0 mm urspetsade
- MK-vartiset porat — Halkaisijat > 14,0 mm: -kevennetty kärki

A530

- Korte bor med MK — Over 14,0 mm utspisset
- Korte bor med MK — Over 14,0 mm - udspidsede

A730

- Korta borrar med MK
- MK-vartiset porat
- Korte bor med MK
- Korte bor med MK

A130	■	1.1 1.2 1.3 1.4 3.1 3.2
	●	1.5 1.6 2.1 2.2 2.3 3.3 3.4 4.1 4.2 4.3 5.1 5.2 5.3 6.1 6.2 6.3 6.4 7.1 7.2 7.3 7.4 8.1 8.2 8.3 9.1
A530	■	1.1 1.2 1.3 1.4 3.2 3.3 6.3
	●	1.5 1.6 2.1 2.2 2.3 3.1 3.4 4.1 4.2 4.3 5.1 5.2 5.3 6.1 6.2 6.4 7.1 7.2 7.3 7.4 8.1 8.2 8.3 9.1
A730	■	1.5 1.6 2.2 2.3 3.4
	●	1.1 1.2 1.3 1.4 2.1 3.1 3.2 3.3 4.1 4.2 4.3 5.1 5.2 5.3 6.1 6.2 6.3 6.4 7.1 7.2 7.3 7.4 8.1 8.2 8.3 9.1

d_1 $Øh_8$ Inch	d_1 $Øh_8$ mm	d_1 decimal Inch	l_2 mm	l_1 mm	MK	A130	A530	A730
	2.00	0.0787	24	105	1	A1302.0		
	2.50	0.0984	30	111	1	A1302.5		
	3.00	0.1181	33	114	1	A1303.0		
1/8	3.18	0.1252	36	117	1	A1301/8		
	3.20	0.1260	36	117	1	A1303.2		
	3.25	0.1280	36	117	1	A1303.25		
	3.30	0.1299	36	117	1	A1303.3		
	3.50	0.1378	39	120	1	A1303.5		
9/64	3.57	0.1406	39	120	1	A1309/64		
	3.75	0.1476	39	120	1	A1303.75		
5/32	3.97	0.1563	43	124	1	A1305/32		
	4.00	0.1575	43	124	1	A1304.0		

d_1 Øh8 Inch	d_1 Øh8 mm	d_1 decimal Inch	l_2 mm	l_1 mm	MK	A130	A530	A730
	4.10	0.1614	43	124	1	A1304.1		
	4.20	0.1654	43	124	1	A1304.2		
	4.25	0.1673	43	124	1	A1304.25		
11/64	4.37	0.1720	47	128	1	A13011/64		
	4.50	0.1772	47	128	1	A1304.5		
	4.75	0.1870	52	128	1	A1304.75		
3/16	4.76	0.1874	52	133	1	A1303/16		
	4.80	0.1890	52	133	1	A1304.8		
	4.90	0.1929	52	133	1	A1304.9		
	5.00	0.1969	52	133	1	A1305.0		
	5.10	0.2008	52	133	1	A1305.1		
13/64	5.16	0.2031	52	133	1	A13013/64		
	5.20	0.2047	52	133	1	A1305.2		
	5.25	0.2067	52	133	1	A1305.25		
	5.40	0.2126	57	138	1	A1305.4		
	5.50	0.2165	57	138	1	A1305.5		
7/32	5.56	0.2189	57	138	1	A1307/32		
	5.70	0.2244	57	138	1	A1305.7		
	5.75	0.2264	57	138	1	A1305.75		
	5.80	0.2283	57	138	1	A1305.8		
	5.90	0.2323	57	138	1	A1305.9		
15/64	5.95	0.2343	57	138	1	A13015/64		
	6.00	0.2362	57	138	1	A1306.0		
	6.10	0.2402	63	144	1	A1306.1		
	6.20	0.2441	63	144	1	A1306.2		
	6.25	0.2461	63	144	1	A1306.25		
	6.30	0.2480	63	144	1	A1306.3		
1/4	6.35	0.2500	63	144	1	A1301/4		
	6.40	0.2520	63	144	1	A1306.4		
	6.50	0.2559	63	144	1	A1306.5		
	6.60	0.2598	63	144	1	A1306.6		
	6.70	0.2638	63	144	1	A1306.7		
17/64	6.75	0.2657	69	150	1	A13017/64		
	6.75	0.2657	69	150	1	A1306.75		
	6.80	0.2677	69	150	1	A1306.8		
	6.90	0.2717	69	150	1	A1306.9		
	7.00	0.2756	69	150	1	A1307.0		
9/32	7.14	0.2811	69	150	1	A1309/32		
	7.20	0.2835	69	150	1	A1307.2		
	7.25	0.2854	69	150	1	A1307.25		
	7.30	0.2874	69	150	1	A1307.3		
	7.40	0.2913	69	150	1	A1307.4		
	7.50	0.2953	69	150	1	A1307.5		
19/64	7.54	0.2969	75	156	1	A13019/64		
	7.70	0.3031	75	156	1	A1307.7		
	7.75	0.3051	75	156	1	A1307.75		
	7.80	0.3071	75	156	1	A1307.8		
	7.90	0.3110	75	156	1	A1307.9		
5/16	7.94	0.3126	75	156	1	A1305/16		
	8.00	0.3150	75	156	1	A1308.0		
	8.10	0.3189	75	156	1	A1308.1		
	8.20	0.3228	75	156	1	A1308.2		
	8.25	0.3248	75	156	1	A1308.25		
	8.30	0.3268	75	156	1	A1308.3		
21/64	8.33	0.3280	75	156	1	A13021/64		
	8.40	0.3307	75	156	1	A1308.4		
	8.50	0.3346	75	156	1	A1308.5	A5308.5	
	8.60	0.3386	81	162	1	A1308.6		
	8.70	0.3425	81	162	1	A1308.7		
11/32	8.73	0.3437	81	162	1	A13011/32		
	8.75	0.3445	81	162	1	A1308.75		
	8.80	0.3465	81	162	1	A1308.8		
	8.90	0.3504	81	162	1	A1308.9		
	9.00	0.3543	81	162	1	A1309.0	A5309.0	
	9.10	0.3583	81	162	1	A1309.1		
23/64	9.13	0.3594	81	162	1	A13023/64		
	9.20	0.3622	81	162	1	A1309.2		
	9.25	0.3642	81	162	1	A1309.25		
	9.30	0.3661	81	162	1	A1309.3		
	9.50	0.3740	81	162	1	A1309.5		

DORMER

d_1 $Øh_8$ Inch	d_1 $Øh_8$ mm	d_1 decimal Inch	l_2 mm	l_1 mm	MK	A130	A530	A730
3/8	9.52	0.3748	87	168	1	A1303/8		
	9.60	0.3780	87	168	1	A1309.6		
	9.70	0.3819	87	168	1	A1309.7		
	9.75	0.3839	87	168	1	A1309.75		
	9.80	0.3858	87	168	1	A1309.8		
	9.90	0.3898	87	168	1	A1309.9		
25/64	9.92	0.3906	87	168	1	A13025/64		
	10.00	0.3937	87	168	1	A13010.0	A53010.0	A73010.0
	10.10	0.3976	87	168	1	A13010.1		
	10.20	0.4016	87	168	1	A13010.2	A53010.2	A73010.2
	10.25	0.4035	87	168	1	A13010.25		
	10.30	0.4055	87	168	1	A13010.3		
13/32	10.32	0.4063	87	168	1	A13013/32		
	10.50	0.4134	87	168	1	A13010.5	A53010.5	A73010.5
27/64	10.72	0.4220	94	175	1	A13027/64		
	10.75	0.4232	94	175	1	A13010.75		
	10.80	0.4252	94	175	1	A13010.8		A73010.8
	10.90	0.4291	94	175	1	A13010.9		
	11.00	0.4331	94	175	1	A13011.0	A53011.0	A73011.0
	11.10	0.4370	94	175	1	A13011.1		
7/16	11.11	0.4374	94	175	1	A1307/16		
	11.20	0.4409	94	175	1	A13011.2		
	11.25	0.4429	94	175	1	A13011.25		
	11.30	0.4449	94	175	1	A13011.3		
	11.40	0.4488	94	175	1	A13011.4		
	11.50	0.4528	94	175	1	A13011.5	A53011.5	A73011.5
29/64	11.51	0.4531	94	175	1	A13029/64		
	11.60	0.4567	94	175	1	A13011.6		
	11.70	0.4606	94	175	1	A13011.7		
	11.75	0.4626	94	175	1	A13011.75	A53011.75	
	11.80	0.4646	94	175	1	A13011.8		A73011.8
	11.90	0.4685	101	182	1	A13011.9		
15/32	11.91	0.4689	101	182	1	A13015/32		
	12.00	0.4724	101	182	1	A13012.0	A53012.0	A73012.0
	12.10	0.4764	101	182	1	A13012.1		
	12.20	0.4803	101	182	1	A13012.2		A73012.2
	12.25	0.4823	101	182	1	A13012.25		
	12.30	0.4843	101	182	1	A13012.3		
31/64	12.30	0.4843	101	182	1	A13031/64		
	12.40	0.4882	101	182	1	A13012.4		
	12.50	0.4921	101	182	1	A13012.5	A53012.5	A73012.5
	12.60	0.4961	101	182	1	A13012.6		
	12.70	0.5000	101	182	1	A13012.7		
1/2	12.70	0.5000	101	182	1	A1301/2		
	12.75	0.5020	101	182	1	A13012.75		
	12.80	0.5039	101	182	1	A13012.8		A73012.8
	12.90	0.5079	101	182	1	A13012.9		
	13.00	0.5118	101	182	1	A13013.0	A53013.0	A73013.0
33/64	13.10	0.5157	101	182	1	A13033/64		
	13.20	0.5197	101	182	1	A13013.2		
	13.25	0.5217	108	189	1	A13013.25		
17/32	13.49	0.5311	108	189	1	A13017/32		
	13.50	0.5315	108	189	1	A13013.5	A53013.5	A73013.5
	13.60	0.5354	108	189	1	A13013.6		
	13.70	0.5394	108	189	1	A13013.7		
	13.75	0.5413	108	189	1	A13013.75		
	13.80	0.5433	108	189	1	A13013.8		A73013.8
35/64	13.89	0.5469	108	189	1	A13035/64		
	13.90	0.5472	108	189	1	A13013.9		
	14.00	0.5512	108	189	1	A13014.0	A53014.0	A73014.0
	14.10	0.5551	114	212	2	A13014.1		
	14.20	0.5591	114	212	2	A13014.2		
	14.25	0.5610	114	212	2	A13014.25		A73014.25
9/16	14.29	0.5626	114	212	2	A1309/16		
	14.30	0.5630	114	212	2	A13014.3		
	14.40	0.5669	114	212	2	A13014.4		
	14.50	0.5709	114	212	2	A13014.5	A53014.5	A73014.5
	14.60	0.5748	114	212	2	A13014.6		
37/64	14.68	0.5780	114	212	2	A13037/64		
	14.70	0.5787	114	212	2	A13014.7		

d_1 Øh_8 Inch	d_1 Øh_8 mm	d_1 decimal Inch	l_2 mm	l_1 mm	MK	A130	A530	A730
	14.75	0.5807	114	212	2	A13014.75		A73014.75
	14.80	0.5827	114	212	2	A13014.8		
	14.90	0.5866	114	212	2	A13014.9		
	15.00	0.5906	114	212	2	A13015.0	A53015.0	A73015.0
19/32	15.08	0.5937	120	218	2	A13019/32		
	15.10	0.5945	120	218	2	A13015.1		
	15.20	0.5984	120	218	2	A13015.2		
	15.25	0.6004	120	218	2	A13015.25	A53015.25	A73015.25
39/64	15.48	0.6094	120	218	2	A13039/64		
	15.50	0.6102	120	218	2	A13015.5	A53015.5	A73015.5
	15.70	0.6181	120	218	2	A13015.7		
	15.75	0.6201	120	218	2	A13015.75		A73015.75
	15.80	0.6220	120	218	2	A13015.8		
5/8	15.88	0.6252	120	218	2	A1305/8		
	15.90	0.6260	120	218	2	A13015.9		
	16.00	0.6299	120	218	2	A13016.0	A53016.0	A73016.0
	16.10	0.6339	125	223	2	A13016.1		
	16.20	0.6378	125	223	2	A13016.2		
	16.25	0.6398	120	218	2			A73016.25
	16.25	0.6398	125	223	2	A13016.25		
41/64	16.27	0.6406	125	223	2	A13041/64		
	16.50	0.6496	125	223	2	A13016.5	A53016.5	A73016.5
21/32	16.67	0.6563	125	223	2	A13021/32		
	16.75	0.6594	125	223	2	A13016.75		
	17.00	0.6693	125	223	2	A13017.0	A53017.0	A73017.0
43/64	17.07	0.6720	130	228	2	A13043/64		
	17.25	0.6791	130	228	2	A13017.25		A73017.25
11/16	17.46	0.6874	130	228	2	A13011/16		
	17.50	0.6890	130	228	2	A13017.5	A53017.5	A73017.5
	17.75	0.6988	130	228	2	A13017.75		A73017.75
45/64	17.86	0.7031	130	228	2	A13045/64		
	18.00	0.7087	130	228	2	A13018.0	A53018.0	A73018.0
	18.25	0.7185	135	233	2	A13018.25		A73018.25
23/32	18.26	0.7189	135	233	2	A13023/32		
	18.50	0.7283	135	233	2	A13018.5	A53018.5	A73018.5
47/64	18.65	0.7343	135	233	2	A13047/64		
	18.75	0.7382	135	233	2	A13018.75		A73018.75
	19.00	0.7480	135	233	2	A13019.0	A53019.0	A73019.0
3/4	19.05	0.7500	140	238	2	A1303/4		
	19.25	0.7579	140	238	2	A13019.25		A73019.25
49/64	19.45	0.7657	140	238	2	A13049/64		
	19.50	0.7677	140	238	2	A13019.5	A53019.5	A73019.5
	19.75	0.7776	140	238	2	A13019.75		A73019.75
25/32	19.84	0.7811	140	238	2	A13025/32		
	20.00	0.7874	140	238	2	A13020.0	A53020.0	A73020.0
51/64	20.24	0.7969	145	243	2	A13051/64		
	20.25	0.7972	145	243	2	A13020.25		A73020.25
	20.40	0.8031	145	243	2	A13020.4		
	20.50	0.8071	145	243	2	A13020.5	A53020.5	A73020.5
13/16	20.64	0.8126	145	243	2	A13013/16		
	20.75	0.8169	145	243	2	A13020.75		A73020.75
	21.00	0.8268	145	243	2	A13021.0	A53021.0	A73021.0
53/64	21.03	0.8280	145	243	2	A13053/64		
	21.25	0.8366	150	248	2	A13021.25		
27/32	21.43	0.8437	150	248	2	A13027/32		
	21.50	0.8465	150	248	2	A13021.5	A53021.5	A73021.5
	21.75	0.8563	150	248	2	A13021.75		
55/64	21.83	0.8594	150	248	2	A13055/64		
	22.00	0.8661	150	248	2	A13022.0	A53022.0	A73022.0
7/8	22.22	0.8748	150	248	2	A1307/8		
	22.25	0.8760	150	248	2	A13022.25		
	22.50	0.8858	155	253	2	A13022.5	A53022.5	A73022.5
57/64	22.62	0.8906	155	253	2	A13057/64		
	22.75	0.8957	155	253	2	A13022.75		
	23.00	0.9055	155	253	2	A13023.0	A53023.0	A73023.0
29/32	23.02	0.9063	155	253	2	A13029/32		
	23.25	0.9154	155	276	3	A13023.25		
59/64	23.42	0.9220	155	276	3	A13059/64		
	23.50	0.9252	155	276	3	A13023.5	A53023.5	A73023.5
	23.75	0.9350	160	281	3	A13023.75		

DORMER

d_1 $Øh_8$ Inch	d_1 $Øh_8$ mm	d_1 decimal Inch	l_2 mm	l_1 mm	MK	A130	A530	A730
15/16	23.81	0.9374	160	281	3	A13015/16		
	24.00	0.9449	160	281	3	A13024.0	A53024.0	A73024.0
61/64	24.21	0.9531	160	281	3	A13061/64		
	24.25	0.9547	160	281	3	A13024.25		
	24.50	0.9646	160	281	3	A13024.5	A53024.5	A73024.5
31/32	24.61	0.9689	160	281	3	A13031/32		
	24.75	0.9744	160	281	3	A13024.75		
	25.00	0.9843	160	281	3	A13025.0	A53025.0	A73025.0
63/64	25.00	0.9843	160	286	3	A13063/64		
	25.25	0.9941	165	286	3	A13025.25		
1“	25.40	1.0000	165	286	3	A1301		
	25.50	1.0039	165	286	3	A13025.5	A53025.5	A73025.5
	25.75	1.0138	165	286	3	A13025.75		
	26.00	1.0236	165	286	3	A13026.0	A53026.0	A73026.0
	26.25	1.0335	165	286	3	A13026.25		
	26.50	1.0433	165	286	3	A13026.5	A53026.5	A73026.5
	26.75	1.0531	170	291	3	A13026.75		
1.1/16	26.99	1.0626	170	291	3	A1301.1/16		
	27.00	1.0630	170	291	3	A13027.0	A53027.0	A73027.0
	27.25	1.0728	170	291	3	A13027.25		
	27.50	1.0827	170	291	3	A13027.5	A53027.5	A73027.5
	27.75	1.0925	170	291	3	A13027.75		
	28.00	1.1024	170	291	3	A13028.0	A53028.0	A73028.0
	28.25	1.1122	175	296	3	A13028.25		
	28.50	1.1220	175	296	3	A13028.5	A53028.5	A73028.5
1.1/8	28.58	1.1252	175	296	3	A1301.1/8		
	28.75	1.1319	175	296	3	A13028.75		
	29.00	1.1417	175	296	3	A13029.0	A53029.0	A73029.0
	29.25	1.1516	175	296	3	A13029.25		
1.5/32	29.37	1.1563	175	296	3	A1301.5/32		
	29.50	1.1614	175	296	3	A13029.5	A53029.5	
	29.75	1.1713	175	296	3	A13029.75		
	30.00	1.1811	175	296	3	A13030.0	A53030.0	A73030.0
1.3/16	30.16	1.1874	180	301	3	A1301.3/16		
	30.25	1.1909	180	301	3	A13030.25		
	30.50	1.2008	180	301	3	A13030.5		
	30.75	1.2106	180	301	3	A13030.75		
1.7/32	30.96	1.2189	180	301	3	A1301.7/32		
	31.00	1.2205	180	301	3	A13031.0	A53031.0	A73031.0
	31.25	1.2303	180	301	3	A13031.25		
	31.50	1.2402	180	301	3	A13031.5		
	31.75	1.2500	185	306	3	A13031.75		
1.1/4	31.75	1.2500	185	306	3	A1301.1/4		
	32.00	1.2598	185	334	4	A13032.0	A53032.0	A73032.0
	32.50	1.2795	185	334	4	A13032.5		
1.9/32	32.54	1.2811	185	334	4	A1301.9/32		
	33.00	1.2992	185	334	4	A13033.0	A53033.0	
1.5/16	33.34	1.3126	185	334	4	A1301.5/16		
	33.50	1.3189	185	334	4	A13033.5		
	34.00	1.3386	190	339	4	A13034.0		
1.11/32	34.13	1.3437	190	339	4	A1301.11/32		
	34.50	1.3583	190	339	4	A13034.5		
1.3/8	34.93	1.3752	190	339	4	A1301.3/8		
	35.00	1.3780	190	339	4	A13035.0	A53035.0	
	35.50	1.3976	190	339	4	A13035.5		
1.13/32	35.72	1.4063	195	344	4	A1301.13/32		
	36.00	1.4173	195	344	4	A13036.0		
	36.50	1.4370	195	344	4	A13036.5		
1.7/16	36.51	1.4374	195	344	4	A1301.7/16		
	37.00	1.4567	195	344	4	A13037.0		
	37.50	1.4764	195	344	4	A13037.5		
	38.00	1.4961	200	349	4	A13038.0		
1.1/2	38.10	1.5000	200	349	4	A1301.1/2		
	38.50	1.5157	200	349	4	A13038.5		
	39.00	1.5354	200	349	4	A13039.0		
	39.50	1.5551	200	349	4	A13039.5		
1.9/16	39.69	1.5626	200	349	4	A1301.9/16		
	40.00	1.5748	200	349	4	A13040.0	A53040.0	
	40.50	1.5945	205	354	4	A13040.5		
	41.00	1.6142	205	354	4	A13041.0		

d_1 Øh_8 Inch	d_1 Øh_8 mm	d_1 decimal Inch	l_2 mm	l_1 mm	MK	A130	A530	A730
1.5/8	41.28	1.6252	205	354	4	A1301.5/8		
	41.50	1.6339	205	354	4	A13041.5		
	42.00	1.6535	205	354	4	A13042.0		
	42.50	1.6732	205	354	4	A13042.5		
1.11/16	42.86	1.6874	210	359	4	A1301.11/16		
	43.00	1.6929	210	359	4	A13043.0		
	43.50	1.7126	210	359	4	A13043.5		
	44.00	1.7323	210	359	4	A13044.0		
1.3/4	44.45	1.7500	210	359	4	A1301.3/4		
	44.50	1.7520	210	359	4	A13044.5		
	45.00	1.7717	210	359	4	A13045.0		
	45.50	1.7913	215	364	4	A13045.5		
	46.00	1.8110	215	364	4	A13046.0		
	46.50	1.8307	215	364	4	A13046.5		
	47.00	1.8504	215	364	4	A13047.0		
	47.50	1.8701	215	364	4	A13047.5		
	48.00	1.8898	220	369	4	A13048.0		
	48.50	1.9094	220	369	4	A13048.5		
	49.00	1.9291	220	369	4	A13049.0		
	49.50	1.9488	220	369	4	A13049.5		
	50.00	1.9685	220	369	4	A13050.0		
2“	50.80	2.0000	225	374	4	A1302		
	51.00	2.0079	225	412	5	A13051.0		
	52.00	2.0472	225	412	5	A13052.0		
	53.00	2.0866	225	412	5	A13053.0		
	54.00	2.1260	230	417	5	A13054.0		
	55.00	2.1654	230	417	5	A13055.0		
	56.00	2.2047	230	417	5	A13056.0		
	57.00	2.2441	235	422	5	A13057.0		
	58.00	2.2835	235	422	5	A13058.0		
	59.00	2.3228	235	422	5	A13059.0		
	60.00	2.3622	235	422	5	A13060.0		
	61.00	2.4016	240	427	5	A13061.0		
	62.00	2.4409	240	427	5	A13062.0		
	63.00	2.4803	240	427	5	A13063.0		
2.1/2	63.50	2.5000	245	432	5	A1302.1/2		
	64.00	2.5197	245	432	5	A13064.0		
	65.00	2.5591	245	432	5	A13065.0		
	66.00	2.5984	245	432	5	A13066.0		
2.5/8	66.68	2.6252	245	432	5	A1302.5/8		
	67.00	2.6378	245	432	5	A13067.0		
	68.00	2.6772	250	437	5	A13068.0		
	69.00	2.7165	250	437	5	A13069.0		
2.3/4	69.85	2.7500	250	437	5	A1302.3/4		
	70.00	2.7559	250	437	5	A13070.0		
	71.00	2.7953	250	437	5	A13071.0		
	72.00	2.8346	255	442	5	A13072.0		
	73.00	2.8740	255	442	5	A13073.0		
2.7/8	73.03	2.8752	255	442	5	A1302.7/8		
	74.00	2.9134	255	442	5	A13074.0		
	75.00	2.9528	255	442	5	A13075.0		
	76.00	2.9921	260	447	5	A13076.0		
3“	76.20	3.0000	260	447	5	A1303		
	77.00	3.0315	260	514	6	A13077.0		
	78.00	3.0709	260	514	6	A13078.0		
	79.00	3.1102	260	514	6	A13079.0		
	80.00	3.1496	260	514	6	A13080.0		
	81.00	3.1890	265	519	6	A13081.0		
	84.00	3.3071	265	519	6	A13084.0		
	85.00	3.3465	265	519	6	A13085.0		
	90.00	3.5433	270	524	6	A13090.0		
	95.00	3.7402	275	529	6	A13095.0		
	100.00	3.9370	280	534	6	A130100.0		

DORMER

A166 HSS HM | DIN 345 | 4XD | 118° | ST | N

A166

- Korta borrar med MK
- MK-vartiset porat
- Korte bor med MK
- Korte bor med MK

A166		
	■	3.1 3.2 3.3 3.4
	●	1.1 1.2 1.3 1.4 1.5 1.6 2.1 2.2 2.3 4.1 4.2 4.3 5.1 5.2 5.3 6.1 6.2 6.3 6.4 7.1 7.2 7.3 7.4 8.2 9.1

A166

10.00 - 33.00

d_1 Øh_8 mm	d_1 decimal Inch	l_2 mm	l_1 mm	MK	A166
10.00	0.3937	87	168	1	A16610.0
10.50	0.4134	87	168	1	A16610.5
11.00	0.4331	94	175	1	A16611.0
11.50	0.4528	94	175	1	A16611.5
12.00	0.4724	101	182	1	A16612.0
13.00	0.5118	101	182	1	A16613.0
13.50	0.5315	108	189	1	A16613.5
14.00	0.5512	108	189	1	A16614.0
15.00	0.5906	114	212	2	A16615.0
16.00	0.6299	120	218	2	A16616.0
17.00	0.6693	125	223	2	A16617.0
17.50	0.6890	130	228	2	A16617.5
18.00	0.7087	130	228	2	A16618.0
19.00	0.7480	135	233	2	A16619.0
20.00	0.7874	140	238	2	A16620.0
21.00	0.8268	145	243	2	A16621.0
22.00	0.8661	150	248	2	A16622.0
22.50	0.8858	155	253	2	A16622.5
23.00	0.9055	155	253	2	A16623.0
24.00	0.9449	160	281	3	A16624.0
25.00	0.9843	160	281	3	A16625.0
26.00	1.0236	165	286	3	A16626.0
27.00	1.0630	170	291	3	A16627.0
28.00	1.1024	170	291	3	A16628.0
29.00	1.1417	175	296	3	A16629.0
30.00	1.1811	175	296	3	A16630.0
32.00	1.2598	185	334	4	A16632.0
33.00	1.2992	185	334	4	A16633.0

DORMER

A350 HSS DIN 341 6XD 118° ST N

A350

- Långa Borrar
- Pitkät porat
- Lange Bor
- Lange Bor

A350																					
■	1.1	1.2																			
■	1.3	1.4	1.5	1.6	2.1	2.2	2.3	3.1	3.2	3.3	3.4	4.1	4.2	4.3	5.1	5.2	5.3	6.1	6.2	6.3	
	6.4	7.1	7.2	7.3	7.4	8.1	8.2	8.3	9.1												

A350

5.00 - 50.00

d_1 Øh_8 mm	d_1 decimal Inch	l_2 mm	l_1 mm	MK	A350
5.00	0.1969	74	155	1	A3505.0
5.50	0.2165	80	161	1	A3505.5
6.00	0.2362	80	161	1	A3506.0
6.70	0.2638	86	167	1	A3506.7
6.80	0.2677	93	174	1	A3506.8
7.00	0.2756	93	174	1	A3507.0
7.50	0.2953	93	174	1	A3507.5
8.00	0.3150	100	181	1	A3508.0
8.40	0.3307	100	181	1	A3508.4
8.50	0.3346	100	181	1	A3508.5
8.75	0.3445	107	188	1	A3508.75
9.00	0.3543	107	188	1	A3509.0
9.50	0.3740	107	188	1	A3509.5
9.80	0.3858	116	197	1	A3509.8
10.00	0.3937	116	197	1	A35010.0
10.20	0.4016	116	197	1	A35010.2
10.50	0.4134	116	197	1	A35010.5
10.70	0.4213	125	206	1	A35010.7
11.00	0.4331	125	206	1	A35011.0
11.50	0.4528	125	206	1	A35011.5
11.75	0.4626	125	206	1	A35011.75
11.80	0.4646	125	206	1	A35011.8
12.00	0.4724	134	215	1	A35012.0
12.50	0.4921	134	215	1	A35012.5
13.00	0.5118	134	215	1	A35013.0
13.50	0.5315	142	223	1	A35013.5
14.00	0.5512	142	223	1	A35014.0
14.25	0.5610	147	245	2	A35014.25
14.50	0.5709	147	245	2	A35014.5
14.75	0.5807	147	245	2	A35014.75
15.00	0.5906	147	245	2	A35015.0
15.25	0.6004	153	251	2	A35015.25
15.50	0.6102	153	251	2	A35015.5
15.75	0.6201	153	251	2	A35015.75

DORMER

d_1 Øh_8 mm	d_1 decimal Inch	l_2 mm	l_1 mm	MK	A350
16.00	0.6299	153	251	2	A35016.0
16.25	0.6398	159	257	2	A35016.25
16.50	0.6496	159	257	2	A35016.5
16.75	0.6594	159	257	2	A35016.75
17.00	0.6693	159	257	2	A35017.0
17.25	0.6791	165	263	2	A35017.25
17.50	0.6890	165	263	2	A35017.5
18.00	0.7087	165	263	2	A35018.0
18.50	0.7283	171	269	2	A35018.5
19.00	0.7480	171	269	2	A35019.0
19.50	0.7677	177	275	2	A35019.5
19.75	0.7776	177	275	2	A35019.75
20.00	0.7874	177	275	2	A35020.0
20.25	0.7972	184	282	2	A35020.25
20.50	0.8071	184	282	2	A35020.5
21.00	0.8268	184	282	2	A35021.0
21.50	0.8465	191	289	2	A35021.5
22.00	0.8661	191	289	2	A35022.0
22.50	0.8858	198	296	2	A35022.5
23.00	0.9055	198	296	2	A35023.0
23.50	0.9252	198	319	3	A35023.5
24.00	0.9449	206	327	3	A35024.0
24.50	0.9646	206	327	3	A35024.5
25.00	0.9843	206	327	3	A35025.0
25.50	1.0039	214	335	3	A35025.5
26.00	1.0236	214	335	3	A35026.0
26.50	1.0433	214	335	3	A35026.5
27.00	1.0630	222	343	3	A35027.0
27.50	1.0827	222	343	3	A35027.5
28.00	1.1024	222	343	3	A35028.0
29.00	1.1417	230	351	3	A35029.0
30.00	1.1811	230	351	3	A35030.0
30.50	1.2008	239	360	3	A35030.5
31.00	1.2205	239	360	3	A35031.0
31.50	1.2402	239	360	3	A35031.5
32.00	1.2598	248	397	4	A35032.0
33.00	1.2992	248	397	4	A35033.0
34.00	1.3386	257	406	4	A35034.0
35.00	1.3780	257	406	4	A35035.0
36.00	1.4173	267	416	4	A35036.0
37.00	1.4567	267	416	4	A35037.0
38.00	1.4961	277	426	4	A35038.0
39.00	1.5354	277	426	4	A35039.0
40.00	1.5748	277	426	4	A35040.0
41.00	1.6142	287	436	4	A35041.0
42.00	1.6535	287	436	4	A35042.0
43.00	1.6929	298	447	4	A35043.0
44.00	1.7323	298	447	4	A35044.0
45.00	1.7717	298	447	4	A35045.0
46.00	1.8110	310	459	4	A35046.0
47.00	1.8504	310	459	4	A35047.0
48.00	1.8898	321	470	4	A35048.0
50.00	1.9685	321	470	4	A35050.0

DORMER

A345 HSS DIN 1870/1 10XD 118° ST N

A345

- Extra Långa Borrar Med MK
- Erittäin pitkät porat
- Med MK Ekstra Lange Bor
- Ekstra Lange Bor

A345																					
■	1.1	1.2																			
●	1.3	1.4	1.5	1.6	2.1	2.2	2.3	3.1	3.2	3.3	3.4	4.1	4.2	4.3	5.1	5.2	5.3	6.1	6.2	6.3	
	6.4	7.1	7.2	7.3	7.4	8.1	8.2	8.3	9.1												

A345

8.00 - 50.00

d_1 Øh_8 Inch	d_1 Øh_8 mm	d_1 decimal Inch	l_2 mm	l_1 mm	MK	A345
	8.00	0.3150	165	265	1	A3458.0
	8.50	0.3346	165	265	1	A3458.5
	9.00	0.3543	175	275	1	A3459.0
	9.50	0.3740	175	275	1	A3459.5
3/8	9.52	0.3748	185	285	1	A3453/8
	10.00	0.3937	185	285	1	A34510.0
13/32	10.32	0.4063	185	285	1	A34513/32
	10.50	0.4134	185	285	1	A34510.5
	11.00	0.4331	195	300	1	A34511.0
7/16	11.11	0.4374	195	300	1	A3457/16
	11.50	0.4528	195	300	1	A34511.5
29/64	11.51	0.4531	205	310	1	A34529/64
	12.00	0.4724	205	310	1	A34512.0
	12.50	0.4921	205	310	1	A34512.5
1/2	12.70	0.5000	205	310	1	A3451/2
	13.00	0.5118	205	310	1	A34513.0
17/32	13.49	0.5311	220	325	1	A34517/32
	13.50	0.5315	220	325	1	A34513.5
	14.00	0.5512	220	325	1	A34514.0
9/16	14.29	0.5626	220	340	2	A3459/16
37/64	14.68	0.5780	220	340	2	A34537/64
	15.00	0.5906	220	340	2	A34515.0
39/64	15.48	0.6094	230	355	2	A34539/64
	15.50	0.6102	230	355	2	A34515.5
5/8	15.88	0.6252	230	355	2	A3455/8
	16.00	0.6299	230	355	2	A34516.0
41/64	16.27	0.6406	230	355	2	A34541/64
	16.50	0.6496	230	355	2	A34516.5
21/32	16.67	0.6563	230	355	2	A34521/32
	17.00	0.6693	230	355	2	A34517.0
11/16	17.46	0.6874	245	370	2	A34511/16
	17.50	0.6890	245	370	2	A34517.5

d_1 Øh_8 Inch	d_1 Øh_8 mm	d_1 decimal Inch	l_2 mm	l_1 mm	MK	A345
	18.00	0.7087	245	370	2	A34518.0
	18.50	0.7283	245	370	2	A34518.5
	19.00	0.7480	245	370	2	A34519.0
3/4	19.05	0.7500	260	385	2	A3453/4
	19.50	0.7677	260	385	2	A34519.5
	20.00	0.7874	260	385	2	A34520.0
	20.50	0.8071	260	385	2	A34520.5
	21.00	0.8268	260	385	2	A34521.0
	21.50	0.8465	270	405	2	A34521.5
	22.00	0.8661	270	405	2	A34522.0
7/8	22.22	0.8748	270	405	2	A3457/8
	22.50	0.8858	270	405	3	A34522.5
	23.00	0.9055	270	405	3	A34523.0
	23.50	0.9252	270	425	3	A34523.5
	24.00	0.9449	290	440	3	A34524.0
	24.50	0.9646	290	440	3	A34524.5
	25.00	0.9843	290	440	3	A34525.0
1“	25.40	1.0000	290	440	3	A3451 [1]
	25.50	1.0039	290	440	3	A34525.5 [1]
	26.00	1.0236	290	440	3	A34526.0 [1]
	26.50	1.0433	290	440	3	A34526.5 [1]
	27.00	1.0630	305	460	3	A34527.0 [1]
	28.00	1.1024	305	460	3	A34528.0 [1]
	29.00	1.1417	305	460	3	A34529.0 [1]
	30.00	1.1811	305	460	3	A34530.0 [1]
1.1/4	31.75	1.2500	320	480	3	A3451.1/4 [1]
	31.00	1.2205	320	480	3	A34531.0 [1]
	32.00	1.2598	320	505	4	A34532.0 [1]
	33.00	1.2992	320	505	4	A34533.0 [1]
	34.00	1.3386	340	530	4	A34534.0 [1]
	35.00	1.3780	340	530	4	A34535.0 [1]
	36.00	1.4173	340	530	4	A34536.0 [1]
	37.00	1.4567	340	530	4	A34537.0 [1]
	38.00	1.4961	360	555	4	A34538.0 [1]
1.1/2	38.10	1.5000	360	555	4	A3451.1/2 [1]
	39.00	1.5354	360	555	4	A34539.0 [1]
	40.00	1.5748	360	555	4	A34540.0 [1]
	41.00	1.6142	360	555	4	A34541.0 [1]
	42.00	1.6535	360	555	4	A34542.0 [1]
1.3/4	44.45	1.7500	385	585	4	A3451.3/4 [1]
	45.00	1.7717	385	585	4	A34545.0 [1]
	48.00	1.8898	405	605	4	A34548.0 [1]
	50.00	1.9685	405	605	4	A34550.0 [1]

[1] < 10xD

DORMER

A951 HSS | DIN 1870/1 | 15XD | 130° | ST | W

A952 HSS | DIN 1870/2 | 20XD | 130° | ST | W

A951
A952

- Extra Långa Borrar Med MK
- Erittäin pitkät porat
- Med MK Ekstra Lange Bor
- Ekstra Lange Bor

A951; A952																			
■	1.1	1.2	1.3																
●	1.4	1.5	1.6	2.1	2.2	2.3	3.1	3.2	3.3	3.4	4.1	4.2	4.3	5.1	5.2	5.3	6.1	6.2	
	6.3	6.4	7.1	7.2	7.3	7.4	8.1	8.2	8.3	9.1									



d_1 Øh_8 mm	d_1 decimal Inch	l_2 mm	l_1 mm	MK	A951	A952
8.00	0.3150	210	330	1		A9528.0
8.50	0.3346	210	330	1		A9528.5
9.00	0.3543	220	345	1		A9529.0
10.00	0.3937	185	285	1	A95110.0	
10.00	0.3937	235	360	1		A95210.0
10.50	0.4134	235	360	1		A95210.5
11.00	0.4331	195	300	1	A95111.0	
11.00	0.4331	250	375	1		A95211.0
11.50	0.4528	250	375	1		A95211.5
12.00	0.4724	205	310	1	A95112.0	
12.00	0.4724	260	395	1		A95212.0
12.50	0.4921	205	310	1	A95112.5	
12.50	0.4921	260	395	1		A95212.5
13.00	0.5118	205	310	1	A95113.0	
13.00	0.5118	260	395	1		A95213.0
13.50	0.5315	220	325	1	A95113.5	
13.50	0.5315	275	410	1		A95213.5
14.00	0.5512	220	325	1	A95114.0	
14.00	0.5512	275	410	1		A95214.0
14.50	0.5709	220	340	2	A95114.5 [3]	
14.50	0.5709	275	425	2		A95214.5 [4]
15.00	0.5906	220	340	2	A95115.0 [3]	
15.00	0.5906	275	425	2		A95215.0 [4]
15.50	0.6102	230	355	2	A95115.5 [3]	
15.50	0.6102	295	445	2		A95215.5 [4]
16.00	0.6299	230	355	2	A95116.0 [3]	

[3] < 15xD
[4] < 20xD

d_1 Øh_8 mm	d_1 decimal Inch	l_2 mm	l_1 mm	MK	A951	A952
16.00	0.6299	295	445	2		A95216.0 [4]
16.50	0.6496	230	355	2	A95116.5 [3]	
16.50	0.6496	295	445	2		A95216.5 [4]
17.00	0.6693	230	355	2	A95117.0 [3]	
17.00	0.6693	295	445	2		A95217.0 [4]
17.50	0.6890	245	370	2	A95117.5 [3]	
17.50	0.6890	310	465	2		A95217.5 [4]
18.00	0.7087	245	370	2	A95118.0 [3]	
18.00	0.7087	310	465	2		A95218.0 [4]
18.50	0.7283	245	370	2	A95118.5 [3]	
18.50	0.7283	310	465	2		A95218.5 [4]
19.00	0.7480	245	370	2	A95119.0 [3]	
19.00	0.7480	310	465	2		A95219.0 [4]
19.50	0.7677	260	385	2	A95119.5 [3]	
19.50	0.7677	325	490	2		A95219.5 [4]
20.00	0.7874	260	385	2	A95120.0 [3]	
20.00	0.7874	325	490	2		A95220.0 [4]
21.00	0.8268	260	385	2	A95121.0 [3]	
21.00	0.8268	325	490	2		A95221.0 [4]
22.00	0.8661	270	405	2	A95122.0 [3]	
22.00	0.8661	345	515	2		A95222.0 [4]
23.00	0.9055	270	405	2	A95123.0 [3]	
23.00	0.9055	345	515	2		A95223.0 [4]
24.00	0.9449	290	440	3	A95124.0 [3]	
24.00	0.9449	365	555	3		A95224.0 [4]
25.00	0.9843	290	440	3	A95125.0 [3]	
25.00	0.9843	365	555	3		A95225.0 [4]
26.00	1.0236	290	440	3	A95126.0 [3]	
26.00	1.0236	365	555	3		A95226.0 [4]
27.00	1.0630	305	460	3	A95127.0 [3]	
27.00	1.0630	385	580	3		A95227.0 [4]
28.00	1.1024	305	460	3	A95128.0 [3]	
28.00	1.1024	385	580	3		A95228.0 [4]
29.00	1.1417	305	460	3	A95129.0 [3]	
29.00	1.1417	385	580	3		A95229.0 [4]
30.00	1.1811	305	460	3	A95130.0 [3]	
30.00	1.1811	385	580	3		A95230.0 [4]
31.00	1.2205	410	610	3		A95231.0 [4]
32.00	1.2598	410	635	4		A95232.0 [4]
33.00	1.2992	410	635	4		A95233.0 [4]
34.00	1.3386	430	665	4		A95234.0 [4]
35.00	1.3780	430	665	4		A95235.0 [4]
38.00	1.4961	460	695	4		A95238.0 [4]
40.00	1.5748	460	695	4		A95240.0 [4]

[3] < 15xD
[4] < 20xD

A400 HSS DIN 8374 4XD 118° ST N

A400

- Stegborrar - 90°
- Upotusporat - 90°
- Trinnbor - 90°
- Trinbor - 90°

A400																						
■	1.1	1.2	1.3	1.4	3.1	3.2																
■	1.5	1.6	2.1	2.2	2.3	3.3	3.4	4.1	4.2	4.3	5.1	5.2	5.3	6.1	6.2	6.3	6.4	7.1	7.2	7.3	7.4	8.1

A400

M3 - M10

M	d_1 Ø mm	d_1 decimal Inch	l_2 mm	l_1 mm	l_3 mm	d_2 Ø mm	A400
M3	3.20	0.1260	57	93	9	6	A400M3
M4	4.30	0.1693	75	117	11	8	A400M4
M5	5.30	0.2087	87	133	13	10	A400M5
M6	6.40	0.2520	94	142	15	11.5	A400M6
M8	8.40	0.3307	114	169	19	15	A400M8
M10	10.50	0.4134	135	198	23	19	A400M10

DORMER

A402 HSS DIN 8376 4XD 118° ST N

A402

- Stegborrar - 180°
- Upotusporat - 180°
- Trinnbor - 180°
- Trinbor - 180°

A402																						
	■	1.1	1.2	1.3	1.4	3.1	3.2															
	●	1.5	1.6	2.1	2.2	2.3	3.3	3.4	4.1	4.2	4.3	5.1	5.2	5.3	6.1	6.2	6.3	6.4	7.1	7.2	7.3	
		7.4	8.1																			

A402

M3 - M10

M	d_1 Ø mm	d_1 decimal Inch	l_2 mm	l_1 mm	l_3 mm	d_2 Ø mm	A402
M3	3.40	0.1339	57	93	9	6	A402M3
M4	4.50	0.1772	75	117	11	8	A402M4
M5	5.50	0.2165	87	133	13	10	A402M5
M6	6.60	0.2598	94	142	15	11	A402M6
M8	9.00	0.3543	114	169	19	15	A402M8
M10	11.00	0.4331	130	191	23	18	A402M10

A405 HSS DIN 8377 4XD 118° ST N

A405

- Stegborrar med MK - 180°
- Upotusporat MK - 180°
- Trinnbor med MK - 180°
- Trinbor med MK - 180°

A405	
■	1.1 1.2 1.3 1.4 3.1 3.2
■	1.5 1.6 2.1 2.2 2.3 3.3 3.4 4.1 4.2 4.3 5.1 5.2 5.3 6.1 6.2 6.3 6.4 7.1 7.2 7.3 7.4 8.1



A405

M6 - M18

M	d_1 Ø mm	d_1 decimal Inch	l_2 mm	l_1 mm	l_3 mm	d_2 Ø mm	MK	A405
M6	6.60	0.2598	94	175	15	11	1	A405M6
M8	9.00	0.3543	114	212	19	15	2	A405M8
M10	11.00	0.4331	130	228	23	18	2	A405M10
M12	13.50	0.5315	140	238	27	20	2	A405M12
M14	15.50	0.6102	160	281	31	24	3	A405M14
M16	17.50	0.6890	165	286	35	26	3	A405M16
M18	20.00	0.7874	175	296	39	30	3	A405M18

DORMER

A412 HSS DORMER 2.5XD 118° ST 90°

A412

- Tappborrar
- Porrasporat
- Tappbor
- Tapbor

A412																					
	■	1.1	1.2	1.3	1.4	2.1	3.1	3.2													
	●	1.5	1.6	2.2	2.3	3.3	3.4	4.1	4.2	4.3	5.1	5.2	5.3	6.1	6.2	6.3	6.4	7.1	7.2	7.3	7.4
		8.1																			

A412

M3 - M10

M	d_1 Ø mm	d_1 decimal Inch	l_2 mm	l_1 mm	l_3 mm	d_2 Ø mm	A412
M3	3.40	0.1339	31	70	9	6.6	A412M3
M4	4.50	0.1772	40	84	11	9	A412M4
M5	5.50	0.2165	47	95	13	11	A412M5
M6	6.60	0.2598	51	102	15	13	A412M6
M8	9.00	0.3543	62	123	19	17.2	A412M8
M10	11.00	0.4331	70	141	23	21.5	A412M10

A413

A413

- Tappborrar
- Porrasporat
- Tappbor
- Tapbor

A413																					
■	1.1	1.2	1.3	1.4	2.1	3.1	3.2														
■	1.5	1.6	2.2	2.3	3.3	3.4	4.1	4.2	4.3	5.1	5.2	5.3	6.1	6.2	6.3	6.4	7.1	7.2	7.3	7.4	
	8.1																				

A413

M3 - M10

M	d_1 Ø mm	d_1 decimal Inch	l_2 mm	l_1 mm	l_3 mm	d_2 Ø mm	A413
M3	3.40	0.1339	28	66	9	6	A413M3
M4	4.50	0.1772	37	79	11	8	A413M4
M5	5.50	0.2165	43	89	13	10	A413M5
M6	6.60	0.2598	47	95	15	11	A413M6
M8	9.00	0.3543	56	111	19	15	A413M8
M10	11.00	0.4331	62	123	23	18	A413M10

DORMER

A200 HSS | DIN 333A | 1XD | 118° | A296 127

A205 HSS | DIN 333A | 1XD | 118° | TiN

A200
A205

- Dubbhålsborrar - 60°
- Keskiöporat - 60°
- Senterbor - 60°
- Pinolhulsbor - 60°

A200; A205																			
■	1.1	1.2	1.3	1.4	3.1	3.2													
●	1.5	1.6	2.1	2.2	2.3	3.3	3.4	4.1	4.2	4.3	5.1	5.2	5.3	6.1	6.2	6.3	6.4	7.1	
	7.2	7.3	7.4	8.1	8.2	8.3	9.1												

A200	A205
0.50 - 12.50	1.00 - 5.00

d_1 Ø mm	d_1 decimal Inch	l_2 max/min mm	l_1 mm	d_2 Ø mm	A200	A205
0.50	0.0197	0.9 - 0.6	25	3.15	A200.5X3.15 [5]	
0.80	0.0315	1.3 - 1.0	25	3.15	A200.8X3.15 [5]	
1.00	0.0394	1.7 - 1.3	31	3.15	A2001.0X3.15	A2051.0X3.15
1.25	0.0492	2.0 - 1.6	31	3.15	A2001.25X3.15	A2051.25X3.15
1.60	0.0630	2.6 - 2.0	35	4.00	A2001.6X4.0	A2051.6X4.0
2.00	0.0787	3.1 - 2.5	40	5.00	A2002.0X5.0	A2052.0X5.0
2.50	0.0984	3.8 - 3.1	45	6.30	A2002.5X6.3	A2052.5X6.3
3.15	0.1240	4.6 - 3.9	50	8.00	A2003.15X8.0	A2053.15X8.0
4.00	0.1575	5.9 - 5.0	55	10.00	A2004.0X10.0	A2054.0X10.0
5.00	0.1969	7.2 - 6.3	63	12.50	A2005.0X12.5	A2055.0X12.5
6.30	0.2480	8.9 - 8.0	71	16.00	A2006.3X16.0	
8.00	0.3150	11.1 - 10.1	80	20.00	A2008.0X20.0	
10.00	0.3937	13.8 - 12.8	100	25.00	A20010.0X25.0	
12.50	0.4921	17.5 - 16.5	125	31.50	A20012.5X31.5	

[5] Skär endast i en ända / Yksipäinen / Kun skjær i en ende / Kun skær i en ende

A210

A210

- Dubbhålsborrar - med radieförsänkning
- Keskiöporat - Säteelinen upotus
- Senterbor med radie forsenking
- Pinolhulsbor med radieforsænkning

Med radieförsänkning
Säteellinen upotus
Med radie forsenking
Med radieforsænkning

A210																					
■	1.1	1.2	1.3	1.4	3.1	3.2															
■	1.5	1.6	2.1	2.2	2.3	3.3	3.4	4.1	4.2	4.3	5.1	5.2	5.3	6.1	6.2	6.3	6.4	7.1	7.2	7.3	
	7.4	8.1	8.2	8.3	9.1																

A210

0.50 - 10.00

d_1 Ø mm	d_1 decimal Inch	l_2 mm	l_1 mm	r max/min mm	d_2 Ø mm	A210
0.50	0.0197	2.6 - 2.3	25.0	2.00 - 2.50	3.15	A210.5X3.15 [5]
0.80	0.0315	2.9 - 2.6	25.0	2.50 - 3.15	3.15	A210.8X3.15 [5]
1.00	0.0394	3.3 - 3.0	31.0	2.90 - 3.65	3.15	A2101.0X3.15
1.25	0.0492	3.6 - 3.3	31.0	3.15 - 3.95	3.15	A2101.25X3.15
1.60	0.0630	4.7 - 4.2	35.0	4.00 - 5.00	4.00	A2101.6X4.0
2.00	0.0787	5.4 - 5.0	40.0	5.00 - 6.25	5.00	A2102.0X5.0
2.50	0.0984	6.8 - 6.3	45.0	6.30 - 7.90	6.30	A2102.5X6.3
3.15	0.1240	8.5 - 8.0	50.0	8.00 - 10.00	8.00	A2103.15X8.0
4.00	0.1575	10.6 - 10.0	55.0	10.00 - 12.50	10.00	A2104.0X10.0
5.00	0.1969	13.1 - 12.5	63.0	12.50 - 15.65	12.50	A2105.0X12.5
6.30	0.2480	16.6 - 16.0	71.0	16.00 - 20.00	16.00	A2106.3X16.0
8.00	0.3150	20.7 - 20.0	80.0	20.00 - 25.00	20.00	A2108.0X20.0
10.00	0.3937	25.7 - 25.0	100.0	25.00 - 31.25	25.00	A21010.0X25.0

[5] Skär endast i en ända / Yksipäinen / Kun skjær i en ende / Kun skær i en ende

DORMER

A201 HSS DORMER 1XD 122° 60°

A201

- Dubbhålsborrar - 60°
- Keskiöporat - 60°
- Senterbor - 60°
- Pinolhulsbor - 60°

A201																						
	■	1.1	1.2	1.3	1.4	3.1	3.2															
	●	1.5	1.6	2.1	2.2	2.3	3.3	3.4	4.1	4.2	4.3	5.1	5.2	5.3	6.1	6.2	6.3	6.4	7.1	7.2	7.3	
		7.4	8.1	8.2	8.3	9.1																

A201

0.63 - 6.00

d_1 Ø mm	d_1 decimal Inch	l_2 max/min mm	l_1 mm	d_2 Ø mm	A201
0.63	0.0248	1.2 - 0.9	20	3.15	A201.63X3.15 [5]
0.75	0.0295	1.3 - 1.0	35	3.50	A201.75X3.5
1.00	0.0394	2.1 - 1.5	35	4.00	A2011.0X4.0
1.50	0.0591	2.8 - 2.0	40	5.00	A2011.5X5.0
1.60	0.0630	2.4 - 2.0	40	5.00	A2011.6X5.0
2.00	0.0787	4.0 - 3.0	45	6.00	A2012.0X6.0
2.00	0.0787	2.9 - 2.5	45	6.30	A2012.0X6.3
2.50	0.0984	4.5 - 3.5	50	8.00	A2012.5X8.0
3.00	0.1181	4.4 - 3.9	50	8.00	A2013.0X8.0
3.00	0.1181	5.0 - 4.0	56	10.00	A2013.0X10.0
3.15	0.1240	4.4 - 3.9	56	10.00	A2013.15X10.0
4.00	0.1575	6.2 - 5.0	66	12.00	A2014.0X12.0
5.00	0.1969	7.7 - 6.5	78	14.00	A2015.0X14.0
6.00	0.2362	9.2 - 8.0	90	18.00	A2016.0X18.0

[5] Skär endast i en ända / Yksipäinen / Kun skjær i en ende / Kun skær i en ende

A225 HSS BS 328 1XD 120° A296 127

A225

- Dubbhålsborrar - 60°
- Keskiöporat - 60°
- Senterbor - 60°
- Pinolhulsbor - 60°

A225																					
■	1.1	1.2	1.3	1.4	3.1	3.2															
■	1.5	1.6	2.1	2.2	2.3	3.3	3.4	4.1	4.2	4.3	5.1	5.2	5.3	6.1	6.2	6.3	6.4	7.1	7.2	7.3	
	7.4	8.1	8.2	8.3	9.1																

A225

3/64 - 5/16

Nr.	d_1 Ø Inch	d_1 decimal Inch	l_2 max/min Inch	l_1 Inch	d_2 Ø Inch	A225
BS1	3/64	0.0469	5/64 - 1/16	1.1/2	1/8	A225BS1
BS2	1/16	0.0625	3/32 - 5/64	1.3/4	3/16	A225BS2
BS3	3/32	0.0938	5/32 - 1/8	2“	1/4	A225BS3
BS4	1/8	0.1250	3/16 - 5/32	2.1/4	5/16	A225BS4
BS5	3/16	0.1875	9/32 - 1/4	2.1/2	7/16	A225BS5
BS5A	7/32	0.2188	5/16 - 9/32	2.3/4	1/2	A225BS5A
BS6	1/4	0.2500	3/8 - 5/16	3“	5/8	A225BS6
BS7	5/16	0.3125	15/32 - 13/32	3.1/2	3/4	A225BS7

A088

- Borrkassetter
- Porasarjat, lyhyet porat
- Borsatser
- Borsaet

A=ingående produkter. B=Antal i satsen. C=Diametrar satsen.
A=Työkalujen malli, B=lkm ja C=halkaisijat
A=Typer i sats. B=Antall i sats. C=Diameter i sats
A=Type i sæt. B=Antal i sæt. C=Diameter

A088

Set

Nr.	A	B	C	A088
200S	A022	24	1.0 mm - 10.5 mm x 0.5 mm + 3.3 mm, 4.2 mm, 6.8 mm, 10.2 mm	A088200S

A095

- Borrkassetter — A=ingående produkter. B=Antal borrar i satsen. C=Diametrar
- Porasarjat, lyhyet porat — A=Työkalujen malli, B= lkm ja C=halkaisijat
- Borsatser — A=Typer i sats. B=Antall bor i satsen. C=Diameter
- Borsaet — A=Type i sæt. B=Antal i sæt. C=Diameter

A095

Set

Nr.	A	B	C	A095
18	A002	29	1/16 inch - 1/2 inch x 1/64 inch	A09518
20	A002	15	1/16 inch - 1/2 inch x 1/32 inch	A09520
200	A002	24	1.0 mm - 10.5 mm x 0.5 mm + 3.3 mm, 4.2 mm, 6.8 mm, 10.2 mm	A095200
201	A002	19	1.0 mm - 10.0 mm x 0.5 mm	A095201
202	A002	51	1.0 mm - 6.0 mm x 0.1 mm	A095202
203	A002	41	6.0 mm - 10.0 mm x 0.1 mm	A095203
204	A002	25	1.0 mm - 13.0 mm x 0.5 mm	A095204
206	A002	29	1.0 mm - 13.0 mm x 0.5 mm + 3.3 mm, 4.2 mm, 6.8 mm, 10.2 mm	A095206
209	A002	91	1.0 mm - 10.0 mm x 0.1 mm	A095209

A099

- Borrdispenser — A=ingående produkter. B=Antal borrar i satsen. C=Diametrar
- Myyntiteline tiskille — A=Työkalujen malli, B= lkm ja C=halkaisijat
- Bordispenser — A=Typer i sats. B=Antall bor i satsen. C=Diameter
- Bordisk — A=Type i sæt. B=Antal i sæt. C=Diameter

A099

Set

Nr.	A	B	C	A099
F1	A002	380	5 x (13/32, 7/16, 15/32, 1/2) inch; 10 x (5/64, 7/64, 9/64, 11/64, 13/64, 15/64, 17/64, 9/32, 19/64, 5/16, 21/64, 11/32, 23/64, 3/8) inch; 20 x (1/16, 7/32, 1/4) inch; 30 x 3/32 inch; 40 x (5/32, 3/16) inch; 50 x 1/8 inch	A099F1
M1	A002	340	5 x (10.50, 11.00, 11.50, 12.00, 12.50, 13.00) mm; 10 x (1.50, 2.50, 3.50, 4.50, 5.50, 6.50, 7.00, 7.50, 8.00, 8.50, 9.00, 9.50, 10.00) mm; 20 x (1.00, 5.00, 6.00) mm; 30 x 2.00 mm; 40 x 4.00 mm; 50 x 3.00 mm	A099M1

A190

- Borrkassetter
- Porasarjat, lyhyet porat
- Borsatser
- Borsaet

A=ingående produkter. B=Antal i satsen. C=Diametrar satsen.
A=Työkalujen malli, B=lkm ja C=halkaisijat
A=Typer i sats. B=Antall i sats. C=Diameter i sats
A=Type i sæt. B=Antal i sæt. C=Diameter

A190

Set

Nr.	A	B	C	A190
3	A100	21	1/16 inch - 3/8 inch x 1/64 inch	A1903
12	A100	60	No.1 - No.60	A19012
14	A100	26	A - Z	A19014
18	A100	29	1/16 inch - 1/2 inch x 1/64 inch	A19018
20	A100	15	1/16 inch - 1/2 inch x 1/32 inch	A19020
201	A100	19	1.0 mm - 10.0 mm x 0.5 mm	A190201
202	A100	51	1.0 mm - 6.0 mm x 0.1 mm	A190202
203	A100	41	6.0 mm - 10.0 mm x 0.1 mm	A190203
204	A100	25	1.0 mm - 13.0 mm x 0.5 mm	A190204
206	A100	29	1.0 mm - 13.0 mm x 0.5 mm + 3.3 mm, 4.2 mm, 6.8 mm, 10.2 mm	A190206
209	A100	91	1.0 mm - 10.0 mm x 0.1 mm	A190209

A094

- Borrkassetter — A=ingående produkter. B=Antal borrar i satsen. C=Diametrar
- Porasarjat, lyhyet porat — A=Työkalujen malli, B= lkm ja C=halkaisijat
- Borsatser — A=Typer i sats. B=Antall bor i satsen. C=Diameter
- Borsaet — A=Type i sæt. B=Antal i sæt. C=Diameter

A094

Set

Nr.	A	B	C	A094
413	A002	13	1.5 mm - 6.5 mm x 0.5 mm + 3.3 mm, 4.2 mm	A094413
419	A002	19	1.0 mm - 10.0 mm x 0.5 mm	A094419

A191

- Borrkassetter — A=ingående produkter. B=Antal borrar i satsen. C=Diametrar
- Porasarjat, lyhyet porat — A=Työkalujen malli, B= lkm ja C=halkaisijat
- Borsatser — A=Typer i sats. B=Antall bor i satsen. C=Diameter
- Borsaet — A=Type i sæt. B=Antal i sæt. C=Diameter

A191

Set

Nr.	A	B	C	A191
31M	A100	20	0.3 mm - 1.0 mm x 0.05 mm + 0.38 mm, 0.52 mm, 0.58 mm, 0.78 mm, 0.82 mm	A19131M
61-80	A100	20	No.61 - No. 80	A19161-80
413	A100	13	1.5 mm - 6.5 mm x 0.5 mm + 3.3 mm, 4.2 mm	A191413
419	A100	19	1.0 mm - 10.0 mm x 0.5 mm	A191419

A199

- Borrdispenser
- Myyntiteline tiskille
- Bordispenser
- Bordisk

A=ingående produkter. B=Antal i satsen. C=Diametrar satsen.
A=Työkalujen malli, B=lkm ja C=halkaisijat
A=Typer i sats. B=Antall i sats. C=Diameter i sats
A=Type i sæt. B=Antal i sæt. C=Diameter

A199

Set

Nr.	A	B	C	A199
F1	A100	380	5 x (13/32, 7/16, 15/32, 1/2) inch; 10 x (5/64, 7/64, 9/64, 11/64, 13/64, 15/64, 17/64, 9/32, 19/64, 5/16, 21/64, 11/32, 23/64, 3/8) inch; 20 x (1/16, 7/32, 1/4) inch; 30 x 3/32 inch; 40 x (5/32, 3/16) inch; 50 x 1/8 inch	A199F1
M1	A100	340	5 x (10.50, 11.00, 11.50, 12.00, 12.50, 13.00) mm; 10 x (1.50, 2.50, 3.50, 4.50, 5.50, 6.50, 7.00, 7.50, 8.00, 8.50, 9.00, 9.50, 10.00) mm; 20 x (1.00, 5.00, 6.00) mm; 30 x 2.00 mm; 40 x 4.00 mm; 50 x 3.00mm	A199M1

A295

- Borrkassetter — A=ingående produkter. B=Antal borrar i satsen. C=Diametrar
- Porasarjat, lyhyet porat — A=Työkalujen malli, B= lkm ja C=halkaisijat
- Borsatser — A=Typer i sats. B=Antall bor i satsen. C=Diameter
- Borsaet — A=Type i sæt. B=Antal i sæt. C=Diameter

A295

Set

Nr.	A	B	C	A295
219	A777	19	1.0 mm - 10.0 mm x 0.5 mm	A295219
225	A777	25	1.0 mm - 13.0 mm x 0.5 mm	A295225

A296

- Dubbhålsborrar Set
- Keskiöporasarjat
- Senterbor sats
- Centre Drill Set

A296200 - 118° spetsvinkel DIN333A, A296225 - 120° spetsvinkel BS328
A=ingående produkter. B=Antal borrar i satsen. C=Diametrar
A296200 - 118° ast. kärki, DIN333A, A296225 - 120° ast. kärki BS328
A=Työkalujen malli, B= lkm ja C=halkaisijat
A296200 - 118° spiss DIN333A, A296225 - 120° spiss BS328
A-Typer i sats, B=Antall i sats. C=Diameter
A296200 - 118° point DIN333A, A296225 - 120° spids BS328
A=Type i sæt. B=Antal i sæt. C=Diameter

A296

Set

Nr.	A	B	C	A296
200	A200	5	1.00 mm, 2.00 mm, 2.50 mm, 3.15 mm, 4.00 mm	A296200
225	A225	5	BS1, BS2, BS3, BS4, BS5	A296225